



Active Components Pump Laser Modules

Datasheet

Key Features

Up to 950mW Pop

Small form factor, hermetically sealed
10-pin mini-butterfly package

Pin-out compatibility with 14-pin BTF
package

Extended operating temperature range
(-5 °C to +75 °C)

Fiber Bragg Grating (FBG) on SMF

High wavelength and power stability

RoHS compliant

Applications

High output power low noise EDFAs

Dense wavelength division multiplexing
EDFAs

CATV

1999CVX

980 nm Cooled Pump Laser Module 1050 mW Kink-free

The 1999CVX is a new generation of 980 nm terrestrial pump modules powered by an in-house chip technology fully qualified, ensuring an outstanding level of performance and reliability.

Low Profile, 10-pin butterfly modules are available with an operating power up to 950 mW.

They incorporate a thermoelectric cooler (TEC), a precision NTC thermistor and a back-facet monitoring photodiode.

The 1999CVX family has been designed to ensure high wavelength and power stability performance at low power with a 16.5dB dynamic range.

For more Info

Please contact us at:
Europe & Asia: +33 169 805 750
North America: +1 514 748 4848, Ext 4374
customerservice@3sptechnologies.com
www.3sptechnologies.com



ELECTRO-OPTICAL CHARACTERISTICS

The following parameters are specified BOL for a $T_{\text{submount}} = 25\text{ }^{\circ}\text{C}$, $T_{\text{case}} = -5\text{ }^{\circ}\text{C}$ to $75\text{ }^{\circ}\text{C}$, $V_{\text{BFM}} = -5\text{ V}$ and -50 dB max back-reflection unless otherwise stated.

| Parameters | Conditions | Symbol | Min | Typ | Max | Unit |
|---|--|-------------------------------|-----------------------------|-----|--|---------------------------|
| PUMP LASER | | | | | | |
| Threshold current (1) | | I_{th} | - | - | 100 | mA |
| Nominal operating power | | P_{nom} | 700 | - | 950 | mW |
| Kink free power (2) | | P_{kink} | $1.1 \times P_{\text{nom}}$ | - | - | mW |
| Forward current (3) | $P_{\text{nom}} = 700\text{ mW}$ $P_{\text{nom}} = 750\text{ mW}$ $P_{\text{nom}} = 800\text{ mW}$ $P_{\text{nom}} = 850\text{ mW}$ $P_{\text{nom}} = 900\text{ mW}$ $P_{\text{nom}} = 950\text{ mW}$ | I_{nom} | - | - | 1270 1360 1450 1520 1575 1575 | mA |
| Forward voltage | @ 950 mW | V_{nom} | - | - | 2 | V |
| Peak wavelength tolerance | @ $T_{\text{case}} = T_{\text{FBG}} = 25\text{ }^{\circ}\text{C}$ Power Range | $\Delta\lambda_p$ | - | - | ± 1 | nm |
| Wavelength tuning vs temperature ($T_{\text{FBG}} = -5$ to $75\text{ }^{\circ}\text{C}$) | Power Range | $\Delta\lambda_p / \Delta T$ | - | - | 0.02 | nm / $^{\circ}\text{C}$ |
| Spectral width @ -3 dB | Power Range | $\Delta\lambda_{\text{FWHM}}$ | - | - | 1.0 | nm |
| Power range | | | 30 | | | P_{nom} |
| Power in band (4) | P_{nom} | P_{band} | 90 | - | - | % |
| Optical power stability | Peak to peak, 1 Hz-50 kHz, 60 sec, $30\text{ mW} \leq P < 50\text{ mW}$ $50\text{ mW} \leq P \leq P_{\text{nom}}$ | ΔP | - | - | 0.2 0.1 | dB |
| Power consumption, EOL | $1.1 P_{\text{nom}} = 950\text{ mW}$ | | - | - | 9.4 | W |
| MONITOR DIODE | | | | | | |
| Responsivity | | I_{BFM} / P | 0.5 | - | 5 | $\mu\text{A} / \text{mW}$ |
| Dark current | $V_r = 5\text{ V}$ | $I_{\text{BFM_dark}}$ | - | - | 100 | nA |
| THERMO-ELECTRICAL COOLER | | | | | | |
| TEC voltage (EOL) | $T_{\text{case}} = 75\text{ }^{\circ}\text{C}$, $1.1 P_{\text{nom}} = 950\text{ mW}$ | $V_{\text{TEC, EOL}}$ | - | - | 2.5 | V |
| TEC current (EOL) | | $I_{\text{TEC, EOL}}$ | - | - | 2.5 | A |
| TEC Power consumption | | $P_{\text{TEC, EOL}}$ | - | - | 6.25 | W |
| THERMISTOR | | | | | | |
| Resistance | $25\text{ }^{\circ}\text{C}$ | R_{th} | 9.5 | - | 10.5 | k Ω |
| Constant | | β | 3600 | - | 4200 | K |

(1) I_{th} is the intersection point with the x-axis of a linear fit of the P(I) curve between 15 mW and 50 mW

(2) A kink is detected when the local slope dP/dI is below S_{min} or above S_{max} . S_{min} is defined as $0.5 \times S_{\text{avg}}$ and S_{max} is defined as $1.5 \times S_{\text{avg}}$


(3) EOL forward current $I(\text{EOL}) = 1.1 \times I(\text{BOL})$

(4) P_{band} is defined as the power within the band $\lambda_p \pm 1.5\text{ nm}$ vs the total output power

1999CVX

1050mW Kink-free,
FBG Stabilized,
980 nm Cooled
10-pin Pump Laser Module

3SPTechnologies
Source of Smart Solutions



3

ABSOLUTE MAXIMUM RATINGS

Exposing this device to stresses and conditions above those listed in this section could cause permanent damage and affect reliability. The device is not meant to operate outside the operational limits described in previous section at any length of time.

| Parameter Conditions | Symbol | Min | Max | Unit |
|--|-------------------|------|------|------|
| Storage temperature (2000 h) | T_{stg} | -40 | 85 | °C |
| Operating temperature ($T_{submount} = 25\text{ °C}$)* | T_{op} | -20 | 75 | °C |
| Lead soldering temperature (10 s maximum) | | - | 280 | °C |
| Storage Relative Humidity (Non Condensing) | | 5 | 95 | % |
| Operating Relative humidity | | 5 | 85 | % |
| LD forward drive current (10 s maximum) | I_{f_max} | - | 1800 | mA |
| LD reverse voltage | V_{r_max} | - | 2.0 | V |
| LD reverse current | I_{rev} | - | 10 | μA |
| PD reverse voltage | V_{PD_max} | - | 15 | V |
| PD forward current | I_{PD_max} | - | 10 | mA |
| TEC voltage | $V_{TEC_C_max}$ | -3.6 | 3.6 | V |
| TEC current | $I_{TEC_C_max}$ | -4.0 | 4.0 | A |
| ESD** LD damage | V_{ESD-LD} | - | 1000 | V |
| ESD** PD damage | $V_{ESD-MPD}$ | - | 500 | V |
| Mounting torque | | - | 150 | mN.m |
| Fiber bend radius | | 16 | - | mm |

* No cold start. TEC will be turned on first.



** Human Body Model, C = 100 pF, R = 1.5 kΩ

FIBER PIGTAIL CHARACTERISTICS

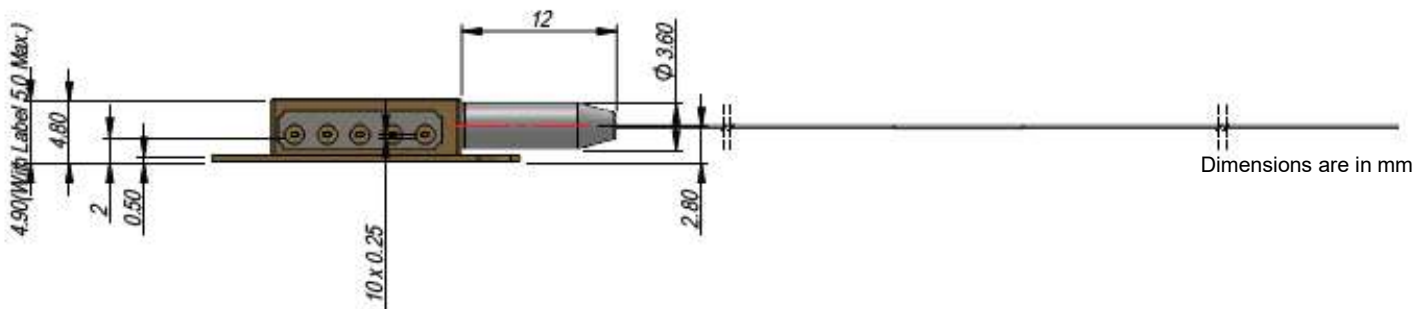
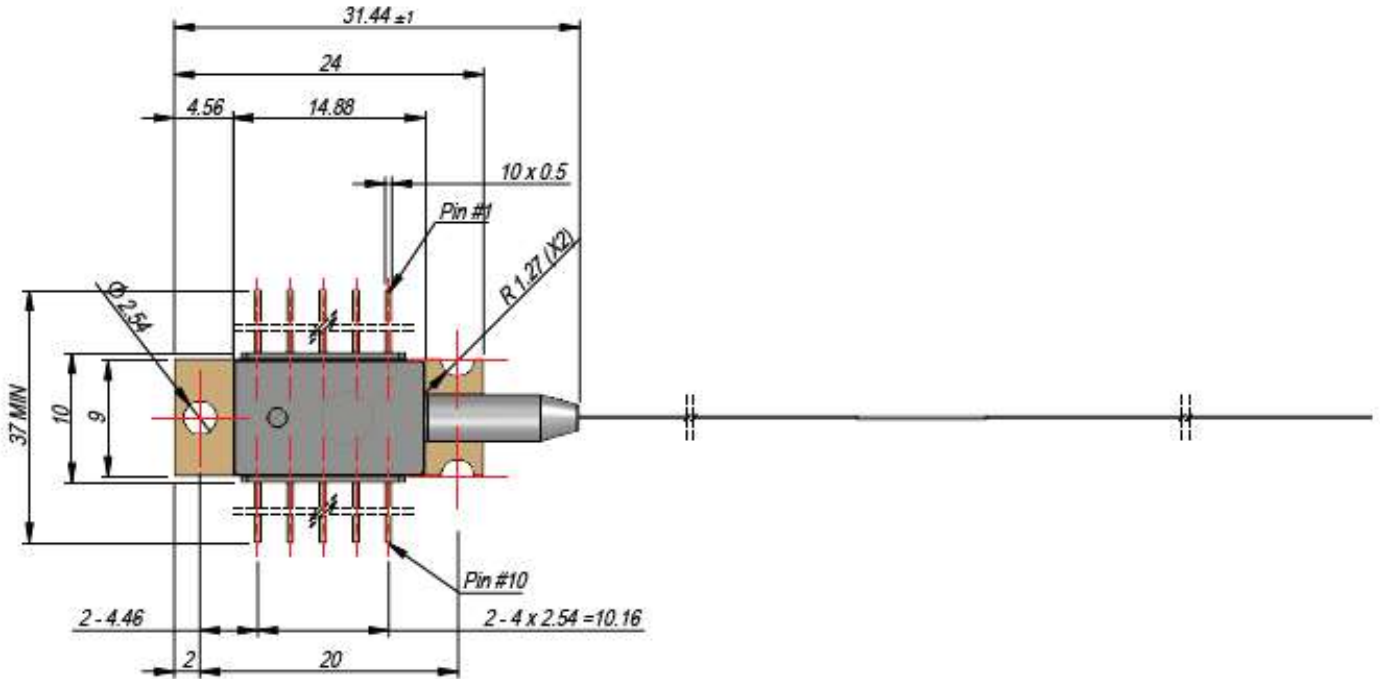
| Parameter | Note | Min | Typ | Max | Unit |
|---------------------------|-------------------------|-----------------------|-----|-----|------|
| Fiber type | | HI1060™ or equivalent | | | |
| Cladding outside diameter | | 124 | 125 | 126 | μm |
| Coating outside diameter | (except along grating) | 235 | 245 | 255 | μm |
| Core to cladding offset | | | | 0.5 | μm |
| Mode Field diameter | | 5.6 | 5.9 | 6.2 | μm |
| FBG recoat diameter | | - | - | 400 | μm |
| FBG position | Module to center of FBG | - | 2 | - | m |
| Fiber proof test level | | 200 | - | - | kpsi |
| Grating proof test level | | 150 | - | - | kpsi |
| Pigtail termination | Bare fiber | | | | |

1999CVX

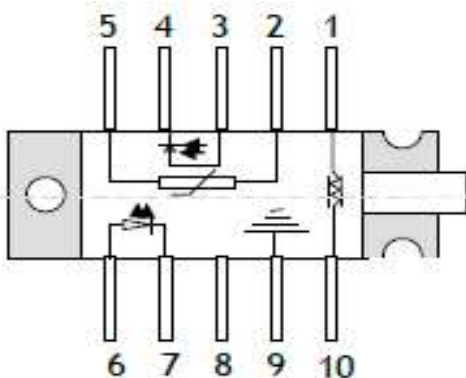
1050mW Kink-free,
 FBG Stabilized,
 980 nm Cooled
 10-pin Pump Laser Module



MECHANICAL DETAILS



Dimensions are in mm




| Pin | Description | Pin | Description |
|-----|---------------------|-----|-------------------|
| 1 | TEC (+) | 6 | Laser anode (+) |
| 2 | Thermistor | 7 | Laser cathode (-) |
| 3 | Monitor anode (-) | 8 | NC |
| 4 | Monitor cathode (+) | 9 | Package ground |
| 5 | Thermistor | 10 | TEC (-) |

1999CVX

1050mW Kink-free,
FBG Stabilized,
980 nm Cooled
10-pin Pump Laser Module

3SPTechnologies
Source of Smart Solutions



5

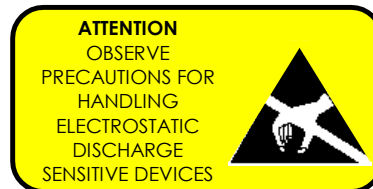
LASER SAFETY INFORMATION

This laser module emits invisible light. Take appropriate precautions to prevent undue exposure to naked eye when module is in operation. This product is classified Class 4 Laser Product according to IEC-60825-1.

HANDLING

This product is sensitive to electrostatic discharge and should not be handled except at a static free workstation. Take precautions to prevent ESD; use wrist straps, grounded work surfaces and recognized anti-static techniques when handling the pump laser module. Caution! Handle the module by its package only; never hold it by its pigtail.

Care should be taken to avoid supply transient currents and voltages. Drive voltage above the maximum specified in absolute maximum rating section may cause permanent damage to the device.



APPLICATION NOTE

In order to prevent any mishandling, misuse, neglect or accident, it is highly recommended to read and follow the instructions detailed in the application note document

"3SPT_980nm Cooled 14_10 pin butterfly module & Raman pump_Application Note_RCLIMAAPN00000007.pdf" available on 3SP Technologies web site

ORDERING INFORMATION



1999CVX PUMP PRODUCT FAMILY

| SMF Pigtail | $\lambda_p = 974.0 \text{ nm}$, T= 25 °C | $\lambda_p = 976.0 \text{ nm}$, T= 25 °C |
|---------------|--|--|
| Nominal Power | Part Number | Part Number |
| 700mW | 3CN01786GA | 3CN01787GA |
| 750mW | 3CN01786GL | 3CN01787GL |
| 800mW | 3CN01786HA | 3CN01787HA |
| 850 mW | 3CN01786HL | 3CN01787HL |
| 900mW | 3CN01786JA | 3CN01787JA |
| 950 mW | 3CN01786JL | 3CN01787JL |

1999CVX

**1050mW Kink-free,
FBG Stabilized,
980 nm Cooled
10-pin Pump Laser Module**

3SP Technologies
Source of Smart Solutions



CONTACT INFORMATION

Please contact us at:
Europe & Asia: +33 169 805 750
North America: +1 514 748 4848, Ext 4374
customerservice@3stechnologies.com
www.3sptechnologies.com

IMPORTANT NOTICE

Information in this document is typical and must be specifically confirmed in writing by your supplier before it becomes applicable to any order or contract.

Information is subject to change without notice.

©2022 3SP Technologies S.A.S.

