

PL TB450B

Metal Can® TO56

Blue Laser Diode in TO56 Package



Applications

- Equipment Illumination (e.g. Curing, Endoscope)
- Projection Home LED & Laser
- Projection Professional LED & Laser
- Stage Lighting (LED & Laser)

Features:

- Optical output power (continuous wave): 1.6 W ($T_c = 25^\circ\text{C}$)
- Typical emission wavelength: 450 nm
- Efficient radiation source for cw and pulsed operation
- TO56 package
- ESD protection diode
- Laser diode isolated against package

Ordering Information

Type	Peak output power typ. $T_{\text{case}} = 25^\circ\text{C}$ P_{opt}	Ordering Code
PL TB450B	1.6 W	Q65111A3513

Maximum Ratings

 $T_C = 25\text{ °C}$

Parameter	Symbol		Values
Operating Temperature	T_{op}	min.	-40 °C
		max.	85 °C
Storage Temperature	T_{stg}	min.	-40 °C
		max.	85 °C
Junction temperature	T_j	max.	150 °C
Peak output power ¹⁾	P_{opt}	max.	1.8 W
Forward current ²⁾	I_F	max.	1.5 A
Reverse current	I_R	max.	20 mA
Reverse voltage ³⁾	V_R	max.	2 V
Soldering temperature	T_S	max.	260 °C

$t_{max} = 10\ \mu s$

Operation outside these conditions may damage the device. Operation at maximum ratings may influence lifetime.

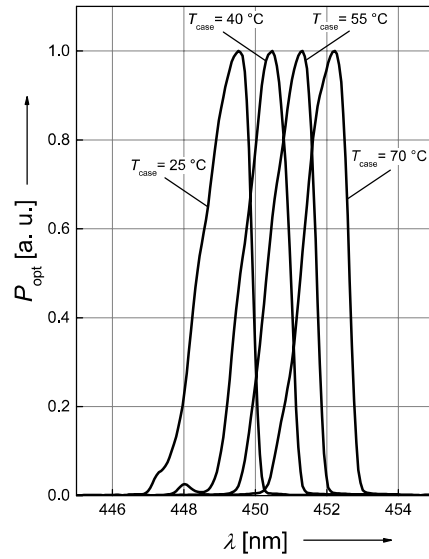
Characteristics

$P_{\text{opt}} = 1.6 \text{ W}$; $T_{\text{case}} = 25 \text{ }^{\circ}\text{C}$

Parameter	Symbol	Values
Peak wavelength ⁴⁾	λ_{peak}	min. 440 nm typ. 450 nm max. 460 nm
Peak output power ¹⁾ $I_{\text{F}} = 1.2 \text{ A}$	P_{opt}	min. 1.3 W typ. 1.6 W
Beam divergence (FWHM) parallel to pn-junction	Θ_{\parallel}	typ. 7 °
Beam divergence (FWHM) perpendicular to pn-junction	Θ_{\perp}	min. 19 ° typ. 23 ° max. 27 °
Threshold current	I_{th}	typ. 0.2 A max. 0.3 A
Forward voltage ⁵⁾⁶⁾	V_{F}	typ. 4.80 V max. 6.00 V
Forward current ²⁾	I_{F}	typ. 1.2 A max. 1.5 A
TE polarization	P_{TE}	typ. 100:1
Thermal resistance junction case real	R_{thJC}	typ. 15 K / W

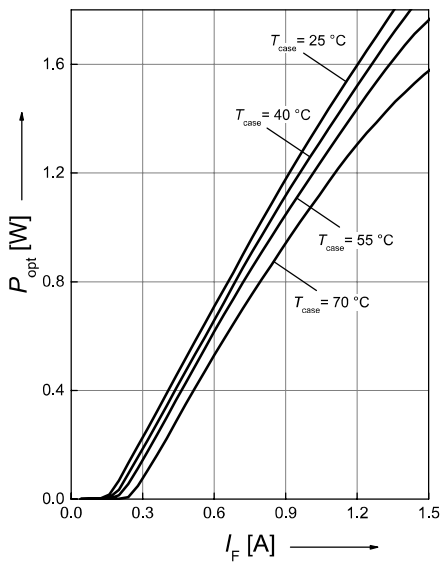
Relative Spectral Emission ⁷⁾

$$P_{\text{opt}} = f(\lambda)$$



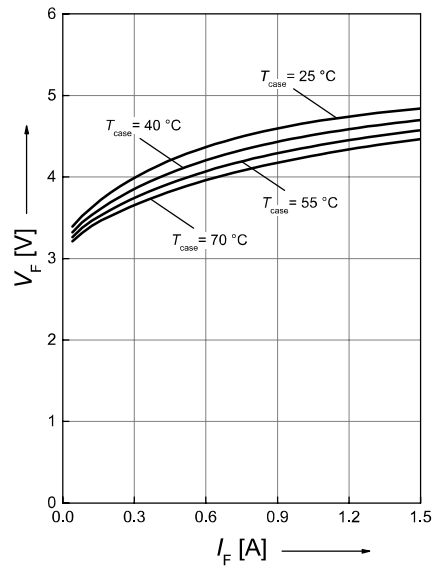
Peak Output Power ⁷⁾

$$P_{\text{opt}} = f(I_F)$$



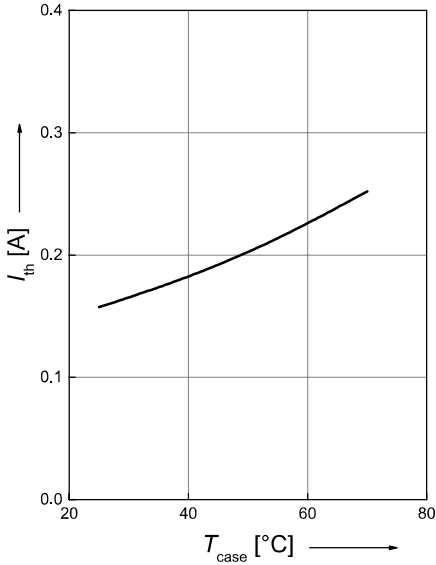
Forward Voltage ⁷⁾

$$V_F = f(I_F)$$

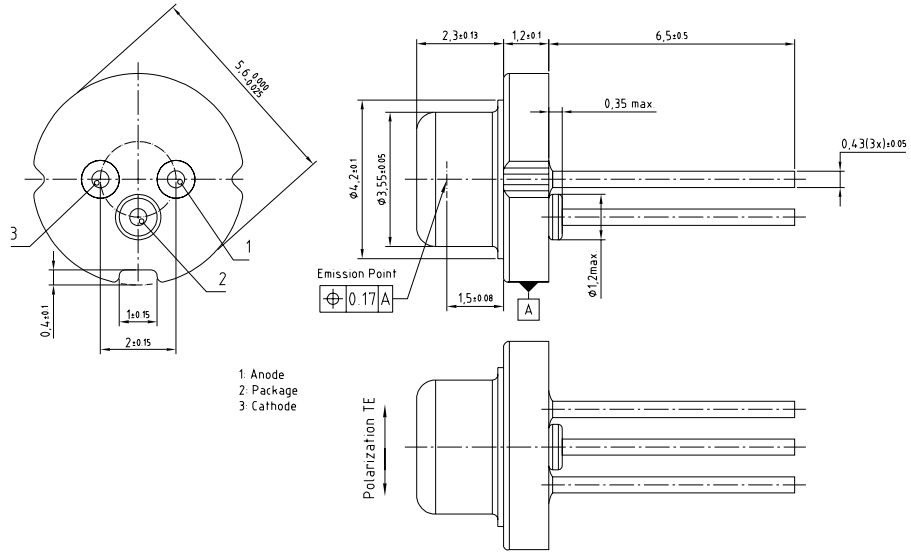


Threshold Current ⁷⁾

$$I_{th} = f(T_C)$$



Dimensional Drawing ⁸⁾



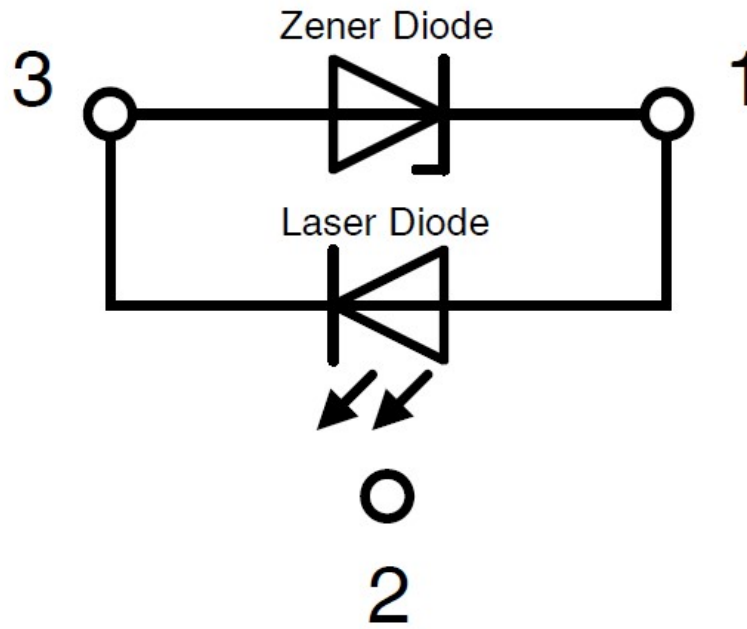
C63062-A4171-A2 -01

Further Information:

Approximate Weight: 310.0 mg

ESD advice: ATTENTION – Observe Precautions For Handling – Electrostatic Sensitive Device

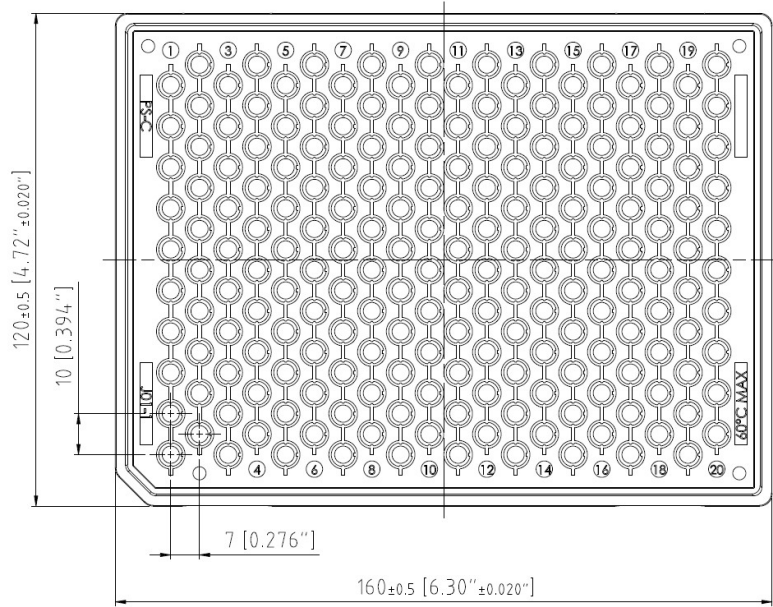
Electrical Internal Circuit



Pin	Description
PIN 1	LD Anode
PIN 2	Case
PIN 3	LD Cathode

Tray ⁸⁾

200 pieces per Tray



C63062-A4337-B1

Barcode-Product-Label (BPL)

OSRAM Opto Semiconductors LX XXXX BIN1: XX-XX-X-XXX-X

RoHS Compliant

(6P) BATCH NO: 1234567890

(1T) LOT NO: 1234567890 (9D) D/C: 1234

ML Temp ST
X XXX °C X

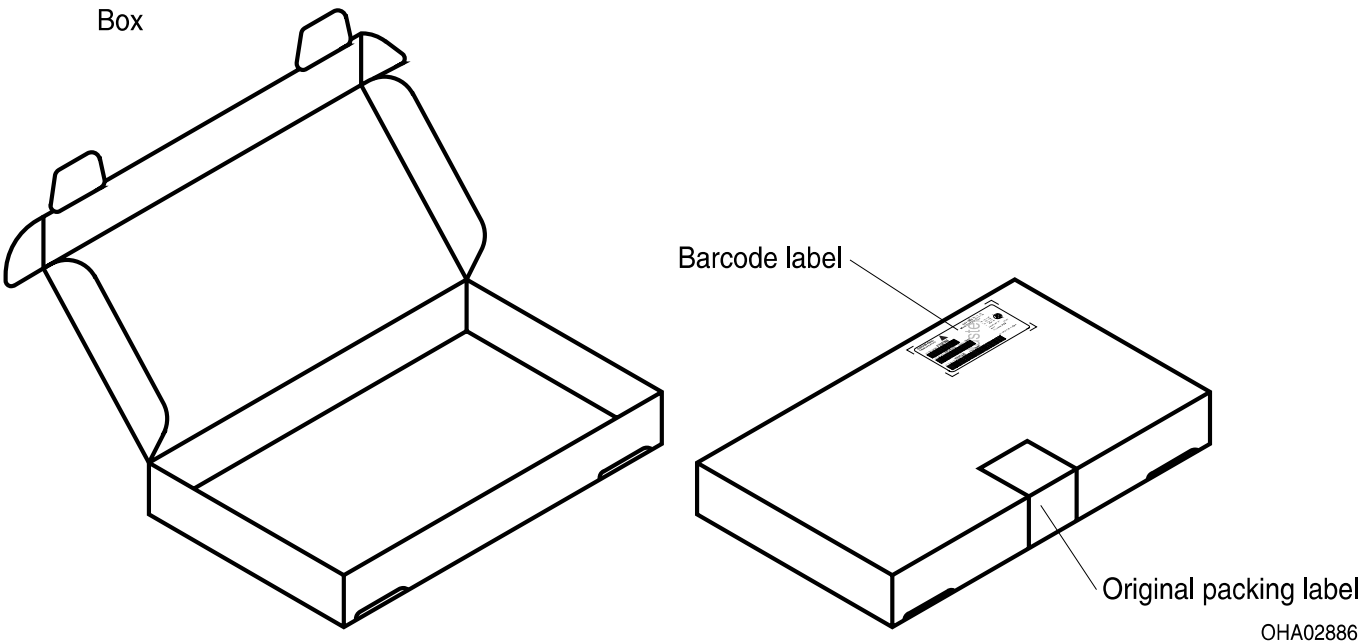
Pack: RXX
DEMY XXX
X_X123_1234.1234 X

(X) PROD NO: 123456789 (Q) QTY: 9999 (G) GROUP: XX-XX-X-X

The BPL label contains three 1D barcodes and one 2D QR code. The first 1D barcode is for the batch number, the second for the lot number, and the third for the product number. The QR code is located on the right side of the label.

OHA04563

Schematic Transportation Box ⁸⁾



Dimensions of Transportation Box

Width	Length	Height
215 ± 5 mm	265 ± 5 mm	95 ± 5 mm

Notes

Depending on the mode of operation, these devices emit highly concentrated visible and non visible light which can be hazardous to the human eye. Products which incorporate these devices have to follow the safety precautions given in IEC 60825-1.

Subcomponents of this device contain, in addition to other substances, metal filled materials including silver. Metal filled materials can be affected by environments that contain traces of aggressive substances. Therefore, we recommend that customers minimize device exposure to aggressive substances during storage, production, and use. Devices that showed visible discoloration when tested using the described tests above did show no performance deviations within failure limits during the stated test duration. Respective failure limits are described in the IEC60810.

Important notes of operation for laser diode

a) Electrical operation

OSRAMs laser diodes are designed for maximum performance and reliability. Operating the laser diode above the maximum rating even for very short periods of time can damage the laser diode or reduce its lifetime. The laser diode must be operated with a suitable power supply with minimized electrical noise. The laser diode is very sensitive to electrostatic discharge (ESD). Proper precautions must be taken.

b) Mounting instructions

In order to maintain the lifetime of the laser diode proper heat management is essential. Due to the design of the laser diode heat is dissipated only through the base plate of the diode's body. A proper heat conducting interconnection between the diodes base plate and the heat sink must be maintained.

For further application related information please visit www.osram-os.com/apnotes

Disclaimer

Attention please!

The information describes the type of component and shall not be considered as assured characteristics. Terms of delivery and rights to change design reserved. Due to technical requirements components may contain dangerous substances.

For information on the types in question please contact our Sales Organization.

If printed or downloaded, please find the latest version on the OSRAM OS website.

Packing

Please use the recycling operators known to you. We can also help you – get in touch with your nearest sales office. By agreement we will take packing material back, if it is sorted. You must bear the costs of transport. For packing material that is returned to us unsorted or which we are not obliged to accept, we shall have to invoice you for any costs incurred.

Product and functional safety devices/applications or medical devices/applications

OSRAM OS components are not developed, constructed or tested for the application as safety relevant component or for the application in medical devices.

OSRAM OS products are not qualified at module and system level for such application.

In case buyer – or customer supplied by buyer – considers using OSRAM OS components in product safety devices/applications or medical devices/applications, buyer and/or customer has to inform the local sales partner of OSRAM OS immediately and OSRAM OS and buyer and /or customer will analyze and coordinate the customer-specific request between OSRAM OS and buyer and/or customer.

Glossary

- 1) **Brightness:** The brightness values are measured with a tolerance of $\pm 11\%$.
 - 2) **Operating/Forward current:** IF is measured with an internal reproducibility of $\pm 7\%$ (acc. to GUM with a coverage factor of $k = 3$).
 - 3) **Reverse Operation:** Reverse Operation of 10 hours is permissible in total. Continuous reverse operation is not allowed.
 - 4) **Wavelength:** λ_{peak} is measured with an internal reproducibility of $\pm 0.3\text{ nm}$ (acc. to GUM with a coverage factor of $k = 3$).
 - 5) **Operating/Forward voltage:** VF is measured with an internal reproducibility of $\pm 0.05\text{ V}$ (acc. to GUM with a coverage factor of $k = 3$).
 - 6) **Forward Voltage:** The forward voltages are measured with a tolerance of $\pm 0.1\text{ V}$.
 - 7) **Typical Values:** Due to the special conditions of the manufacturing processes of semiconductor devices, the typical data or calculated correlations of technical parameters can only reflect statistical figures. These do not necessarily correspond to the actual parameters of each single product, which could differ from the typical data and calculated correlations or the typical characteristic line. If requested, e.g. because of technical improvements, these typ. data will be changed without any further notice.
 - 8) **Tolerance of Measure:** Unless otherwise noted in drawing, tolerances are specified with ± 0.1 and dimensions are specified in mm.
-

Revision History

Version	Date	Change
1.1	2019-11-05	New Layout

