


100W QCW 808nm VCSEL Array Submodule Part # PQCW-CS1-100-W0808

- Vertical-Cavity Surface-Emitting Laser technology
- Very high reliability
- High temperature operation (up to 80°C)
- High power density
- Wavelength stabilized & Narrow spectral width (~1nm)



Optical & Electrical Characteristics

PARAMETER	CONDITIONS (1)	MIN	TYP	MAX	UNIT
QCW Output Power	120A, 25C Heat-sink	100	120	--	W
Threshold current	25C Heat-sink	--	15	22	A
Operating current	100W, 25C Heat-sink	--	100	120	A
Operating voltage	100W, 25C Heat-sink	--	2.9	3.2	V
Differential resistance	100W, 25C Heat-sink	--	14	17	mΩ
Slope efficiency	25C Heat-sink	1	1.1	--	W/A
Conversion efficiency	40W, 25C Heat-sink	40	45	--	%
Center wavelength	100W, 25C Heat-sink	800	808	816	nm
Spectral width (FWHM)	100W, 25C Heat-sink	--	1	2	nm
Wavelength shift	25C Heat-sink	--	--	0.070	nm/°C
N.A. (4-sigma)	100W, 25C Heat-sink	--	0.18	0.2	--
Emission area	--	--	4.7x4.7	--	mm ²

(1) QCW conditions: 100μsec pulse-width / 0.3% duty cycle (30Hz)

Maximum Absolute Ratings

PARAMETER	CONDITIONS
Forward current	150A
Reverse current	25μA
Operating temperature	0 to +80 °C
Storage temperature	-40 to +80 °C
Pulse width/duty-cycle	200μsec/2%

Ordering information

PQCW - CS1 - 100 - W0808

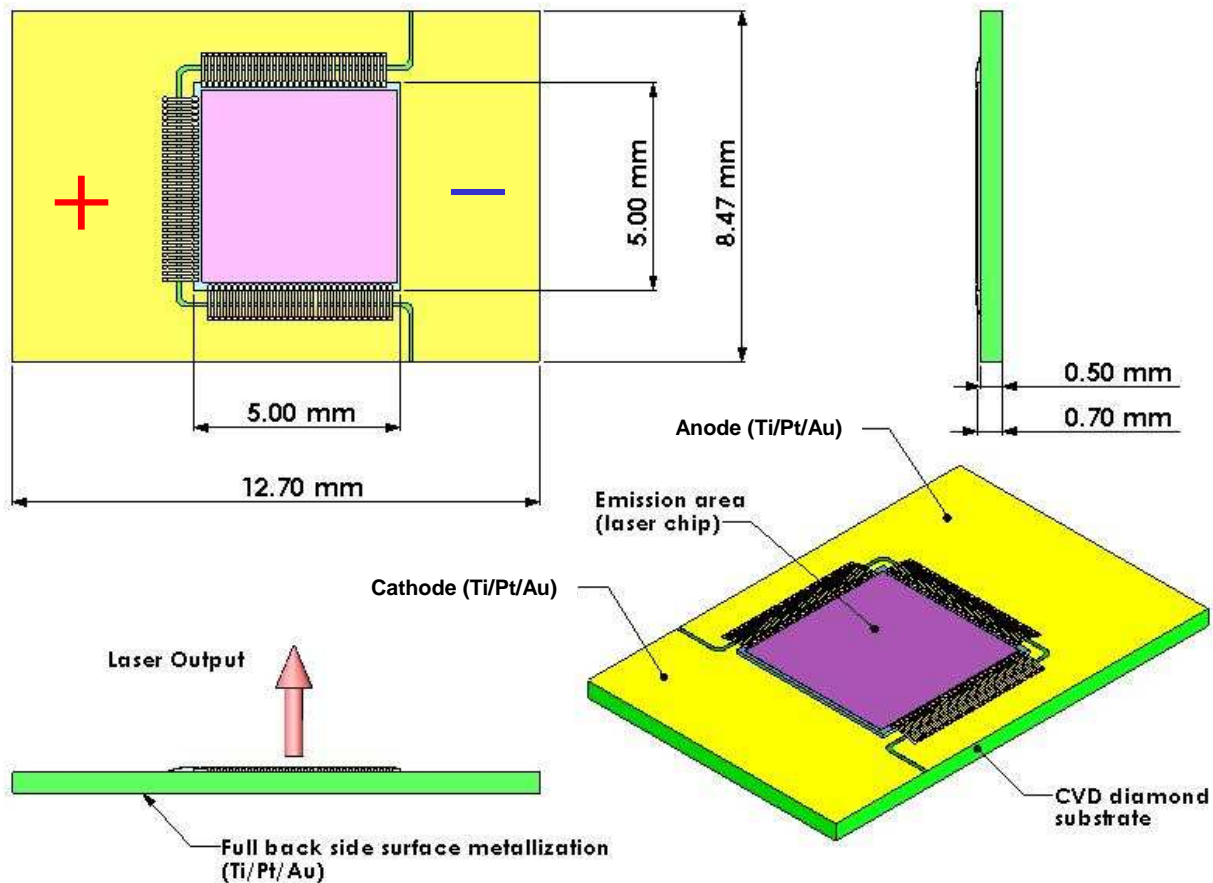
Package type _____ Wavelength (nm)
 _____ QCW Output Power (W)

Princeton Optronics, Inc. * 1 Electronics Drive * Mercerville, New Jersey 08619

Voice: (609) 584-9696 * Fax: (609) 584-2448 * E-mail: sales@princetonoptronics.com * www.princetonoptronics.com

Mechanical Characteristics

PARAMETER	VALUE
Package width	8.47 +/-0.01 mm
Package length	12.70 +/-0.01 mm
Package height	0.70 +/-0.01 mm
Thermal resistance	< 0.3 °C/W
Max solder temperature	140 °C
Metalization	Ti/Pt/Au + 12µm Au

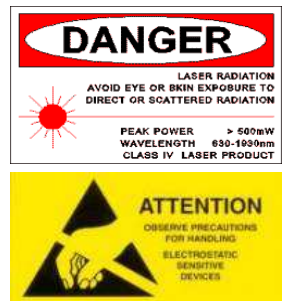


Copyright © 2009 Princeton Optronics, Inc.
All Rights Reserved.

Princeton Optronics reserves the right to change product design and specifications at any time without notice.

No license is granted by implication or otherwise under any patents or patent right of Princeton Optronics. No responsibility is assumed for the use of these products, nor for any infringement on the rights of others resulting from the use of these products

Laser diode product components are intended for use in a user-devised end system. However, these products are capable of emitting Class IV radiation. Extreme care must be exercised during their operation. Only persons familiar with the appropriate safety precautions should operate a laser product. Directly viewing the laser beam or exposure to specular reflections must be avoided. Serious injury may result if any part of the body is exposed to the beam. The eye is extremely sensitive to the infrared radiation and therefore, proper eye-wear must be worn at all times. Use of optical instruments with these products may increase eye hazard. Always wear eye protection when operating.



REV. C – 01/13

Princeton Optronics, Inc. * 1 Electronics Drive * Mercerville, New Jersey 08619

Voice: (609) 584-9696 * Fax: (609) 584-2448 * E-mail: sales@princetonoptronics.com * www.princetonoptronics.com