

760 - 830 nm
830 - 920 nm
920 - 1100 nm
<b>1100 - 1300 nm</b>
1300 - 1450 nm
1450 - 1650 nm
1650 - 1850 nm
1850 - 1900 nm
1900 - 2200 nm
2200 - 2600 nm
2600 - 3000 nm
3000 - 6000 nm

# DFB laser diodes from 1100 nm to 1300 nm


## nanoplus single mode laser diodes

nanoplus is the only manufacturer worldwide routinely providing single and multi mode lasers at any wavelength from 760 to 6000 nm. At wavelengths up to 14 μm, QCLs complete nanoplus' laser portfolio. Our patented distributed feedback laser diodes deliver single mode emission with well defined optical properties enabling a wide range of applications.

nanoplus lasers operate reliably in tens of thousands of installations worldwide, including chemical and metallurgical industries, gas pipelines, power plants, medical systems, airborne and satellite applications.

### key features

- ✓ very high spectral purity
- ✓ narrow linewidth
- ✓ excellent reliability
- ✓ wide variety of packaging options
- ✓ customer-specific designs available



### application areas

- ✓ high performance gas sensing for process and environmental control
- ✓ precision metrology
- ✓ atomic clocks
- ✓ spectroscopy
- ✓ space technology

nanoplus lasers with excellent performance are specifically designed and characterized to fit your needs. This data sheet summarizes typical properties of nanoplus DFB lasers in the range from 1100 nm to 1300 nm. Overleaf data for lasers fabricated for injection seeding of fiber lasers used to provide a guiding star for large telescopes with adaptive optics.

general ratings (T = 25 °C)	symbol	unit	typical
optical output power	$P_{out}$	mW	20
reverse Voltage	$V_r$	V	2
forward Current	$I_f$	mA	70
side mode suppression ratio (SMSR)		dB	> 35

On request, lasers with specifically optimized properties, e.g. higher output power, are available.

### laser packaging options

TO5.6 header with or without cap

TO5 with TEC and NTC

butterfly housing with SM or PM fiber

For dimensions and accessories, please see [www.nanoplus.com](http://www.nanoplus.com)  
 Further packaging options available on request.

device protected by  
 US patent 6.671.306  
 US patent 6.846.689  
 EU patent EP0984535

nanoplus  
 Nanosystems and Technologies GmbH  
 Oberer Kirschberg 4  
 D-97218 Gerbrunn

phone: +49 (0) 931 90827-0  
 fax: +49 (0) 931 90827-19  
 email: [sales@nanoplus.com](mailto:sales@nanoplus.com)  
 internet: [www.nanoplus.com](http://www.nanoplus.com)

© copyright nanoplus GmbH 2013, all rights reserved.  
 nanoplus GmbH reserves the right to modify these specifications at any time without notice and is not liable for errors.

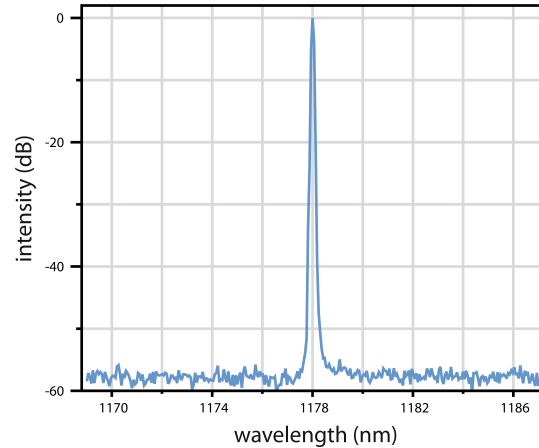


Rev. DFB1178.05

# nanoplus DFB laser diodes at 1178 nm

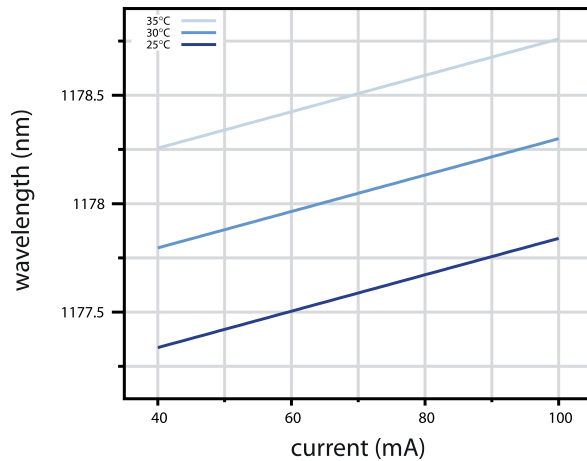
A wide variety of gas molecules exhibit characteristic absorption lines in the near infrared. DFB lasers emitting at 1178 nm are highly suited for injection seeding of high power fiber lasers as required, e.g. for guiding the adaptive optics of large telescopes. For this application, highly stable laterally and longitudinally single mode lasers are required.

This data sheet reports performance data of nanoplus DFB lasers at this wavelength. Similar performance data are obtained in the entire wavelength range from 1100 nm to 1300 nm. For examples of performance data of nanoplus lasers in other wavelength ranges, please see [www.nanoplus.com](http://www.nanoplus.com) or contact [sales@nanoplus.com](mailto:sales@nanoplus.com).



**Fig. 1**  
 Room temperature cw spectrum of a nanoplus DFB laser diode operating at 1178 nm

In many applications, temperature and/or current variations are used to adjust the laser emission precisely to the target wavelength.



**Fig. 2**  
 Mode hop free tuning of 1178 nm based DFBs by current variation at different temperatures

electrooptical characteristics (T = 25 °C)	symbol	unit	min	typ	max
peak wavelength	$\lambda$	nm	1177	1178	1179
threshold current	$I_{th}$	mA	12	15	25
slope efficiency	$e$	mW / mA	0.35	0.40	0.50
temperature tuning coefficient	$C_T$	nm / K	0.07	0.08	0.09
current tuning coefficient	$C_I$	nm / mA	0.007	0.010	0.015
slow axis (FWHM)		degrees	12	15	20
fast axis (FWHM)		degrees	45	50	55
emitting area	W x H	$\mu\text{m} \times \mu\text{m}$	1.8 x 1.8	2 x 2	2.5 x 2.3
storage temperatures	$T_s$	°C	- 40	+ 20	+ 80
operational temperature at case	$T_c$	°C	- 20	+ 25	+ 50

We will be happy to answer further questions. Please contact us at [sales@nanoplus.com](mailto:sales@nanoplus.com)

