


Pulsed 1064nm / 1030nm Narrow Bandwidth FBG High Power Laser Diode Module


LC96A1064NBFBG-20R

LC96A1030NBFBG-20R



The II-VI Laser Enterprise LC96A10xxNBFBG-20R wavelength stabilized high power single mode laser module has been designed as a light source for pulsed narrow bandwidth fiber laser and direct frequency conversion applications. Processes and techniques of coupling the fiber to the laser allow high peak output powers that are very stable with both time and temperature. A narrow bandwidth grating located in the polarization maintaining optical fiber close to the package allows for short pulse operation.

Features:

- High pulse output power, up to 1W peak
- Wavelength stabilized at 1064nm or 1030nm
- Narrow bandwidth emission of <math><0.3\text{nm}</math>
- Short pulse operation of 5ns-500ns
- Polarization maintaining single mode optical fiber
- Internal thermoelectric heat pump and monitor diode
- Hermetically sealed 14-pin butterfly package
- RoHS compliant 

Applications

- Fiber lasers
- Frequency conversion
- Spectroscopy

Characteristics

Conditions unless otherwise stated:

Case temperature -20 to +75°C
 Submount temperature 25°C
 Monitor diode bias -5 V
 CW operation

Parameter	Min	Typ	Max	Unit
Threshold current	10	30	50	mA
Operating power at 750mA	300	350		mW
Operating pulsed peak power (<500ns / 500kHz) • LC96A1064NBFBG-20R • LC96A1030NBFBG-20R	700 500	1000 750		mW
Operating pulsed peak current (<500ns / 500kHz) • LC96A1064NBFBG-20R • LC96A1030NBFBG-20R			2 1.5	A
Forward voltage		1.5	2.5	V
Peak wavelength • LC96A1064NBFBG-20R • LC96A1030NBFBG-20R	1063 1029	1064 1030	1065 1031	nm nm
Spectral width (FWHM)			0.3	nm
Pulse width	5		500	ns
Repetition rate			500	kHz
Duty cycle			2	%
Rise time			1.6	ns
Monitor detector responsivity	0.3	1.0		μA/mW
Monitor dark current			10	nA
Thermistor resistance (at 25°C)	9.5	10	10.5	kΩ
Heat pump current ($\Delta T = 50^\circ\text{C}$, $I_f = I_f \text{ max}$)			1.5	A
Heat pump voltage ($\Delta T = 50^\circ\text{C}$, $I_f = I_f \text{ max}$)			3.0	V
Polarization extinction ratio	10	13		dB

Absolute Maximum Ratings

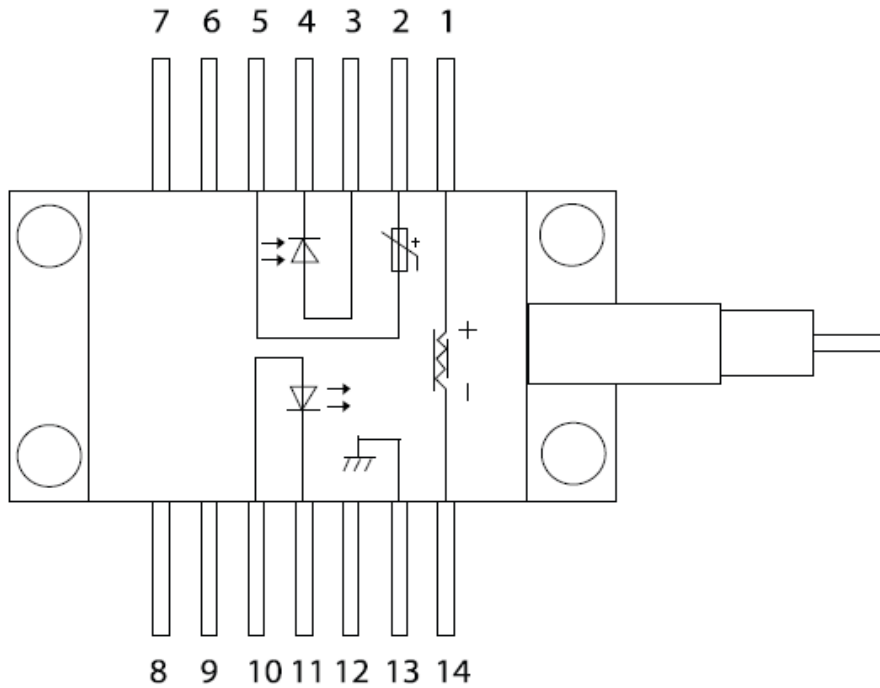
Parameter	Min	Max	Unit
Storage temperature	-40	85	°C
CW laser forward current (10s max)		1	mA
Laser reverse voltage		2	V
Heat pump current		2.2	A
Lead soldering temperature (10s max)		350	°C
Fiber bend radius	30		mm

Fiber Characteristics

Parameter	Min	Typ	Max	Unit
Fiber type: Polarization maintaining Nufern PM980-HP or equivalent (e.g. Fujikura SM98)				
Mode field diameter	5.6	6.6	7.6	µm
Buffer diameter	230	245	260	µm
Optical length (module to fiber end)	0.7			m
Lens to FBG center	12	14	16	cm
Pristine fiber proof test level	200			psi
FBG proof test level	150			psi

Connections

Pin #	Description	Pin#	Description
1	Peltier cooler (+)	8	Not connected
2	Thermistor	9	Not connected
3	Monitor anode (-)	10	Laser anode (+)
4	Monitor cathode (+)	11	Laser cathode (-)
5	Thermistor	12	Not connected
6	Not connected	13	Case ground
7	Not connected	14	Peltier cooler (-)



RoHS Compliance



II-VI Laser Enterprise is fully committed to environment protection and sustainable development and has set in place a comprehensive program for removing polluting and hazardous substances from all of its products. The relevant evidence of RoHS compliance is held as part of our controlled documentation for each of our compliant products. RoHS compliance parts are available to order, please refer to the ordering information section for further details.

Ordering Information

- LC96A1064NFBFG-20R 1064nm Narrowband FBG High Power Laser Diode Module
- LC96A1030NFBFG-20R 1030nm Narrowband FBG High Power Laser Diode Module

Contact Information

www.laserenterprise.com

Important Notice

Performance figures, data and any illustrative material provided in this data sheet are typical and must be specifically confirmed in writing by II-VI Laser Enterprise before they become applicable to any particular order or contract. In accordance with the II-VI Laser Enterprise policy of continuous improvement specifications may change without notice. Further details are available from any II-VI Laser Enterprise sales representative.



Caution - use of controls or adjustments or performance of procedures other than those specified herein may result in hazardous radiation exposure.

D00460 Issue 01 January 2013
©II-VI Laser Enterprise 2012. II-VI Laser Enterprise the II-VI Laser Enterprise, Inc. logo, and all other II-VI Laser Enterprise, Inc product names and slogans are trademarks or registered trademarks of II-VI Laser Enterprise, Inc. in the U.S.A. or other countries. Products described in this datasheet may be covered by one or more patents in the U.S.A. and abroad. Information in this datasheet is subject to change without notice.