



*This product is sold  
and supported by*



**LASER LAB SOURCE**  
marketplace for **Scientists & Engineers**

Sold and supported by:  
**LaserDiodeSource.com**  
a division of Laser Lab Source  
contact@laserlabsource.com  
800-887-5065

Manufactured by:  
**LD4B**  
www.d4b.com

# LDS-639-FP-60

## OVERVIEW

LDS-639-FP-60 is the AlGaInP laser diode coupled to an optical fiber and packaged into a hermetic case

## MAIN FEATURES

- Wavelength: 639 nm
- Cavity type: Fabry-Perot
- Optical power: up to 80 mW in CW mode in single-mode fiber Nufern 630-HP
- Package types: coaxial with bracket, 14 pins DIL
- Built-in monitor photodiode

## APPLICATIONS

- Laser Module
- Spectroscopy
- Biomedical

## ORDERING INFORMATION

LDS-639-FP-60-X-3-X-X-X-X

### Case type

**B:** compact coaxial with double-sided bracket  
**T:** 14 pins DIL with thermal stabilization (TEC and thermistor)  
**E:** 14 pins DIL with thermal stabilization (TEC and thermistor)  
 Other type on request

### Fiber type

**SM04:** SM, [Nufern 630-HP](#), furcation tubing Ø0.9 mm  
**SMP04:** PM, [Fujikura SM63](#), PANDA type, furcation tubing Ø0.9 mm  
**SM1:** G.657.A1, [Corning SMF-28 Ultra](#), furcation tubing Ø0.9 mm  
**MM5:** MM, [50/125\\_OM2](#), furcation tubing Ø0.9 mm  
**MM6:** MM, [62.5/125\\_OM1](#), furcation tubing Ø0.9 mm  
 Other type on request

### Connector type

**FU:** FC/UPC (SM04, SMP04, SM1, MM5, MM6)  
**FA:** FC/APC (SM04, SMP04, SM1)  
**N:** no connector  
 Other type: on request

### Test measurements

**CW:** CW mode (electro-optical parameters at T=25+/-5 C and spectrum)

### Fiber length

**0.5:** 500+/-50 mm  
**1.0:** 1000+/-100 mm  
 Other length on request

# LDS-639-FP-60

## ABSOLUTE MAXIMUM RATINGS

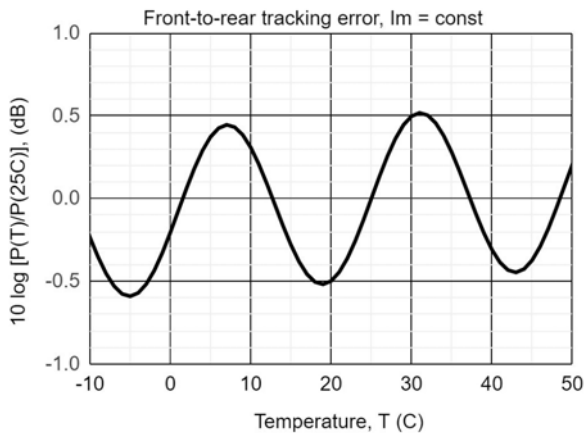
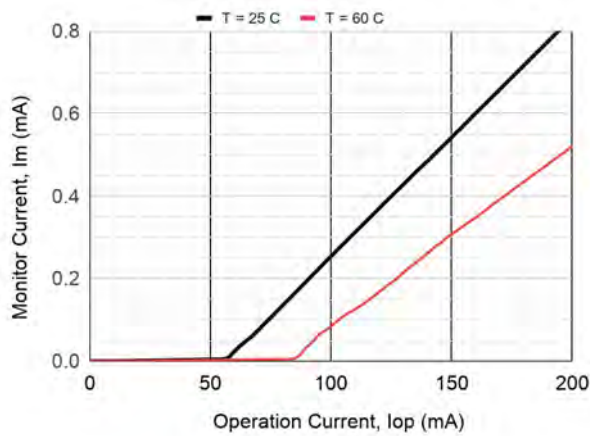
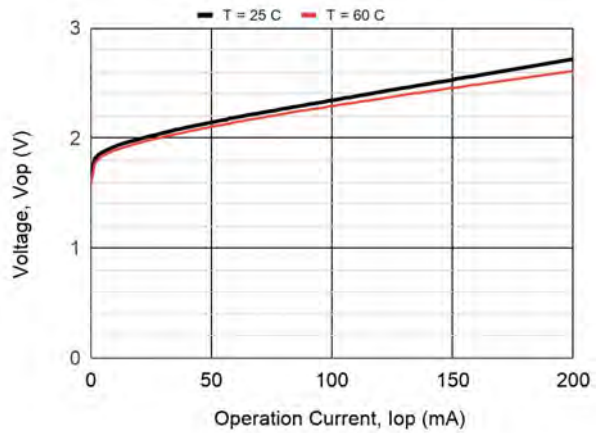
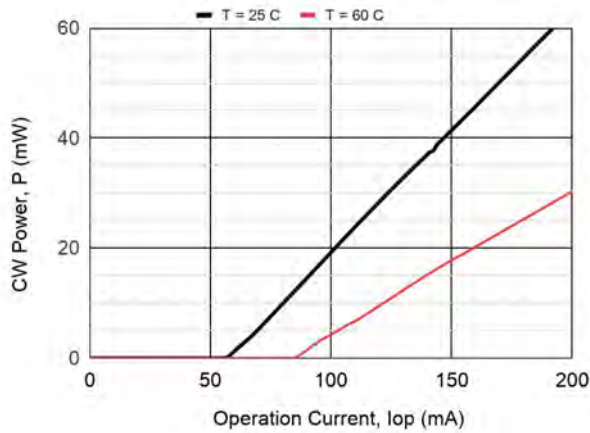
Parameter		Value	Unit	Conditions
Laser diode forward current	$I_{FL}$	250	mA	CW, T = 25°C
Optical output power	$P_o$	80	mW	CW
Laser diode reverse voltage	$V_{RL}$	2	V	
Photodiode reverse voltage	$V_{RP}$	30	V	
Operating temperature	$T_{OP}$	-20 - +60	°C	Package B
Operating temperature	$T_{OP}$	-40 - +50	°C	Package T, E
Storage temperature	$T_{stg}$	-40 - +85	°C	
Soldering temperature	$T_{sold}$	260	°C	Max. 10 seconds

## ELECTRICAL-OPTICAL CHARACTERISTICS (T = 25 °C)

Parameter		MIN	TYP	MAX	Unit	Conditions
Wavelength	$\lambda$	633	639	643	nm	CW, P = 60 mW
Spectral width	$\Delta\lambda$		1	3	nm	CW, P = 60 mW, RMS
Wavelength-temperature coeff.	$d\lambda/dT$		0.17		nm/°C	
Threshold current	$I_{th}$		60	80	mA	CW
Operating current	$I_{op}$		200	240	mA	CW, P = 60 mW, SM04
Operating voltage	$V_{op}$		2.6	3.3	V	CW, P = 60 mW
Slope efficiency	$S_e$	0.32	0.45		W/A	CW, SM04
Monitor current	$I_m$	0.30	0.70	1.30	mA	CW, P = 60 mW, $V_r = 5V$
Polarization extinction ratio	PER	17			dB	CW, SMP04
Tracking error	$E_r$		0.5	1.0	dB	CW, P = 3 mW; T = -10 ÷ +50 °C, SM04

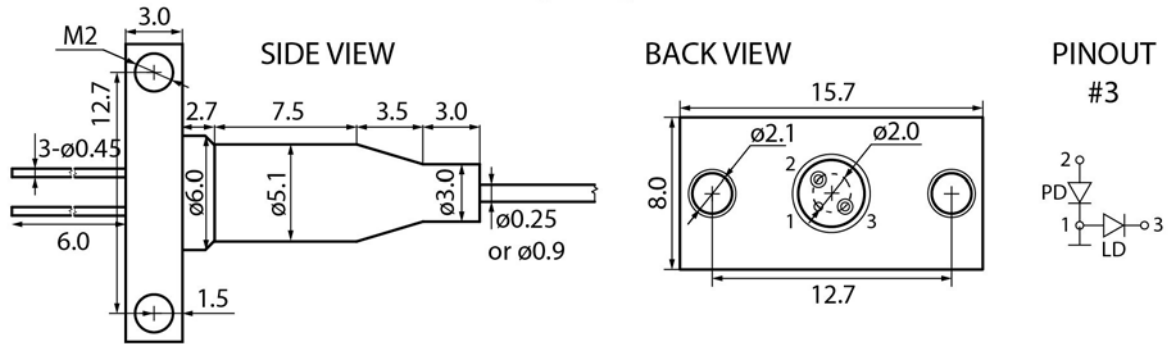
Tracking error  $E_r = \max |10 \lg [P(T)/P(25^\circ\text{C})]|$ ,  $I_m = \text{const}$ ,  $T = T_{\min} \div T_{\max}$

# LDS-639-FP-60



# LDS-639-FP-60

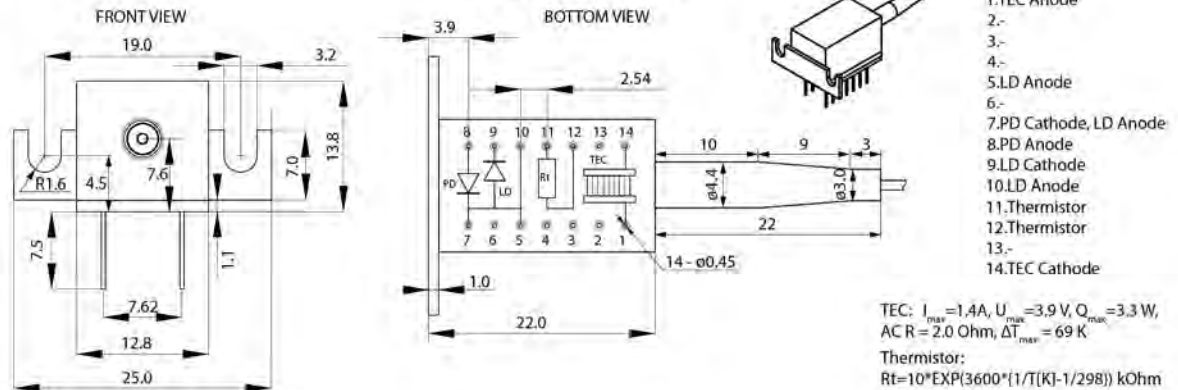
## PACKAGE B



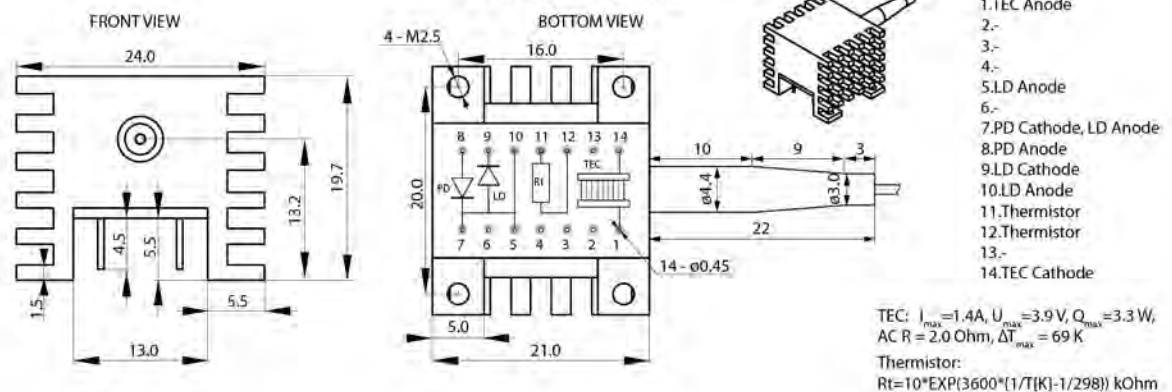
Connector FC/UPC, FC/APC, no connector, or by request

Fiber length 500+/-50, 1000+/-100, or by request

## PACKAGE T



## PACKAGE E



# LDS-639-FP-60

---

Characteristics, data, materials and structures specified in this datasheet are subject to change without notice. Please refer to the latest specification before use of the products.

## **Safety and handling cautions**

1. Avoid smashing and burning of the module. Avoid storing and using the module in conditions where water, organic solvents or aggressive acids or bases may contact the module or where there is a possibility of exposure to corrosive gases, explosive gases, dust, salinity or other harsh conditions. The module should be disposed as special industrial waste.
2. Exceeding absolute maximum ratings even for a short time can cause permanent damage of the module.
3. The module is sensitive to and can be broken by ESD (static electricity).

## **Conflict Minerals Policy Statement**

LasersCom LLC achieves business objectives and customer needs with social responsibility. We do not support or contribute to the violence and human rights violations associated with the mining of conflict minerals coming from Conflict Regions according to US "Dodd-Frank Act". When possible, our suppliers' conflict mineral statements are reviewed. We do not directly purchase Conflict Minerals from any source and do not knowingly procure any parts and products containing Conflict Minerals from Conflict Regions.

## **RoHS Compliance Statement**

Restriction of Hazardous Substances (RoHS) directive (Directive 2011/65/EC amended with Directive (EU) 2015/863) is the directive aimed at reducing the harmful environmental impact of waste electrical equipment by restricting the use of known dangerous substances. Based on information received from our supply sources, LasersCom LLC hereby states that the banned substances listed in the RoHS directive are not found in the parts and materials used above the threshold level listed other than exceptions approved by the European Commission.

## **REACH Compliance Statement**

Registration, Evaluation, Authorisation and Restriction of Chemicals (REACH) is a European Union regulation 1907/2006/EC that addresses the production and use of chemical substances, and their potential impacts on human health and the environment. Based on information received from our supply sources, LasersCom LLC hereby states compliance of the parts and materials used in manufacturing to REACH regulation. LasersCom LLC does not manufacture or import any substances or preparations as defined under REACH.



*This product is sold  
and supported by*



**LASER LAB SOURCE**  
marketplace for **Scientists & Engineers**

Sold and supported by:  
**LaserDiodeSource.com**  
a division of Laser Lab Source  
contact@laserlabsource.com  
800-887-5065

Manufactured by:  
**LD4B**  
www.d4b.com