

*This product is sold
and supported
in the USA by*



LASER LAB SOURCE
marketplace for **Scientists & Engineers**

contact@LaserLabSource.com

800.887.5065

◊



PRODUCT DATA SHEET

Laser Diode (HHL w/fiber package)

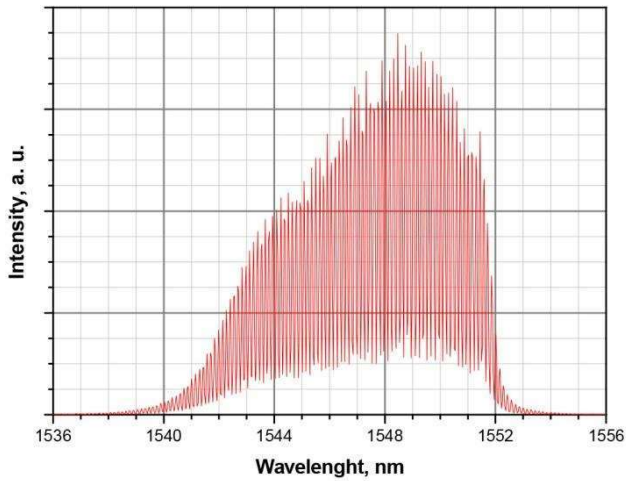
Model FB-M1550-500HF

Specification	Symbol	Typical	Unit
Laser Emitter (at Top=25 degree)			
Peak Wavelength	λ_{op}	1550±30	nm
CW Optical Output Power	P_{op}	0.5	W
Operation Current	I_{op}	<2.5	A
Operation Voltage	U_{ld}	1±0.2	V
Threshold Current	I_{th}	< 0.7	A
Spectrum Half-Width (FWHM)	$\Delta\lambda$	< 5	nm
Operation Mode		CW, QCW, Pulse ($\tau > 5ns$)	-
Optical Fiber			
Fiber diameter		200	μm
Coating diameter		220	μm
Outer diameter		3	mm
Numerical Aperture		0,22	-
Fiber Length		1	m
Optical Connector Type		FC	-
Photo Diode Monitor			
PD Monitor Current		1-1000	μA
PD Reverse Voltage		9	V
TEC			
Maximum Current		5	A
Maximum Operation Voltage		3,8	V
Other parameters			
Thermistor Resistance		10	kilohm
Operation Temperature Range		-20... +40	degree
Wavelength Temperature Coefficient	$\Delta\lambda/\Delta T$	4±0.5	Å/degree
Operation Current Temperature Coefficient	$\Delta I/\Delta T$	15±5	mA/degree

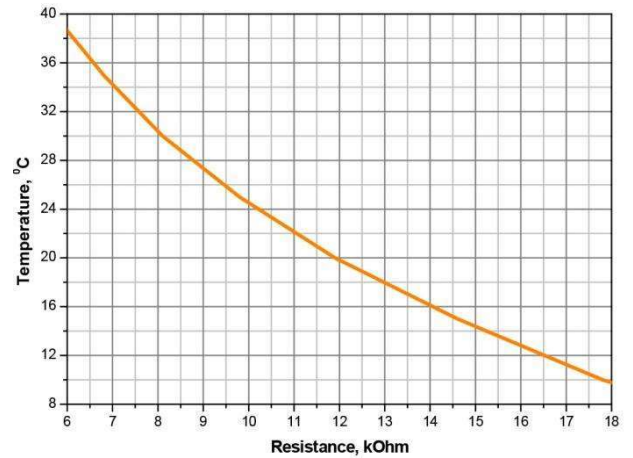




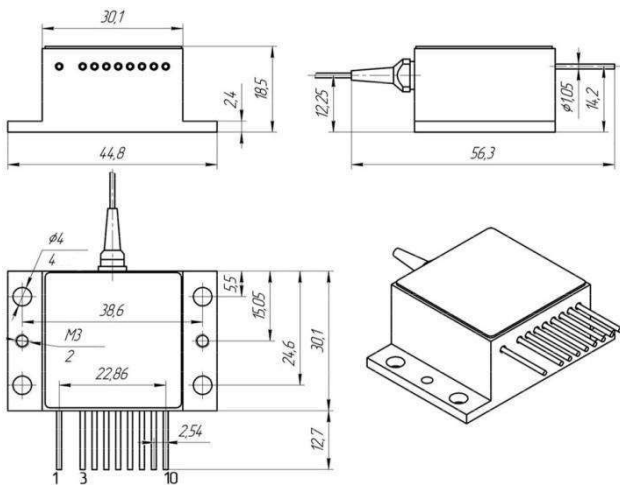
Typical Spectrum



Thermistor resistance diagram



Dimensions and pinouts



- 1-TEC (-)
- 2-
- 3-
- 4- Laser Anode(+)
- 5- Thermistor (2)
- 6- Thermistor (1)
- 7- Laser Cathode (-)
- 8- PD Anode (+)
- 9- PD Cathode (-)
- 10- TEC (+)