

# EYP-DFB-1064-00500-1500-BFY02-0010


Revision 1.04

2020-10-05

## SINGLE FREQUENCY LASER DIODES Distributed Feedback Laser

### General Product Information

Product	Application
1064 nm DFB Laser for Pulse Mode Operation	Spectroscopy
with hermetic 14 Pin Butterfly Housing (RoHS compliant)	Metrology
including Monitor Diode, Thermoelectric Cooler and Thermistor	Seed Laser
with PM Fiber and Angled Physical Contact (APC)	Sensing



### Absolute Maximum Ratings

Parameter	Symbol	Unit	min	typ	max
Storage Temperature	$T_S$	°C	-40		85
Operational Temperature at Case	$T_C$	°C	-40		85
Operational Temperature at Laser Chip	$T_{LD}$	°C	5		50
Forward Current (cw)	$I_F$	mA			190
Forward Current (pulse mode)	$I_{Fpeak}$	mA			1600
Reverse Voltage	$V_R$	V			2
TEC Current	$I_{TEC}$	A			1.8
TEC Voltage	$V_{TEC}$	V			3.2

### Measurement Conditions / Comments

Stress in excess of one of the Absolute Maximum Ratings may damage the laser. Please note that a damaging optical power level may occur although the maximum current is not reached. These are stress ratings only, and functional operation at these or any other conditions beyond those indicated under Recommended Operational Conditions is not implied.

### Recommended Operational Conditions

Parameter	Symbol	Unit	min	typ	max
Operational Temperature at Case	$T_{case}$	°C	-20		65
Operational Temperature at Laser Chip	$T_{LD}$	°C	10		40
Forward Current (cw)	$I_F$	mA			170
Forward Current (pulse mode)	$I_{fpeak}$	mA			1500

### Measurement Conditions / Comments

measured by integrated Thermistor  
under cw conditions  
under Pulse Mode Conditions

### Pulse Mode Conditions

Parameter	Symbol	Unit	min	typ	max
Pulse Width	$t_p$	ns		10	
Pulse Repetition Rate	RR	kHz		200	
Duty Cycle	D.C.	%		0.2	

### Measurement Conditions / Comments

longer pulses, higher rep rates or duty cycles may damage the laser - other pulse conditions may be applicable but have not been specifically tested

# EYP-DFB-1064-00500-1500-BFY02-0010

Revision 1.04

2020-10-05

## SINGLE FREQUENCY LASER DIODES

### Distributed Feedback Laser



#### Characteristics (Pulse Mode Operation) $T_{LD}$ selected by eagleyard

Parameter	Symbol	Unit	min	typ	max
Center Wavelength	$\lambda_c$	nm	1062	1064	1066
Peak Power	$P_{peak}$	mW		600	
Sidemode Suppression Ratio	SMSR	dB	25		
Wavelength Chirp	$I_{LD}$	pm			200
Pulse-to-Pulse Stability	$\Delta P_{peak}$	%		3	

#### Measurement Conditions / Comments

at optimum temperature selected by eagleyard

at optimum temperature selected by eagleyard

at optimum temperature selected by eagleyard

Integration &gt; 1,000 pulses (infinite persistence)

#### Characteristics (cw Operation) $T_{LD} = 25^\circ$ at BOL

Parameter	Symbol	Unit	min	typ	max
Center Wavelength	$\lambda_c$	nm	1062	1064	1066
Linewidth (FWHM)	$\Delta\lambda$	MHz		2	
Temperature Coefficient of Wavelength	$d\lambda / dT$	nm / K		0.06	
Current Coefficient of Wavelength	$d\lambda / dI$	nm / mA		0.003	
Laser Current @ $P_{opt} = 40$ mW	$I_{LD}$	mA			170
Slope Efficiency	$\eta$	W / A	0.2	0.4	0.7
Threshold Current	$I_{th}$	mA			70

#### Measurement Conditions / Comments

 $P_{opt} = 40$  mW

# EYP-DFB-1064-00500-1500-BFY02-0010

Revision 1.04

2020-10-05

## SINGLE FREQUENCY LASER DIODES Distributed Feedback Laser

### Monitor Diode

Parameter	Symbol	Unit	min	typ	max
Monitor Detector Responsivity	$I_{\text{mon}} / P_{\text{opt}}$	$\mu\text{A/mW}$	1		30

### Measurement Conditions / Comments

 $U_R = 5\text{ V}$ 

### Thermoelectric Cooler

Parameter	Symbol	Unit	min	typ	max
Current	$I_{\text{TEC}}$	A		0.4	
Voltage	$U_{\text{TEC}}$	V		0.8	
Power Dissipation (total loss at case)	$P_{\text{loss}}$	W		0.5	
Temperature Difference	$\Delta T$	K			50

### Measurement Conditions / Comments

 $P_{\text{opt}} = 40\text{ mW}, \Delta T = 20\text{ K}$  $P_{\text{opt}} = 40\text{ mW}, \Delta T = 20\text{ K}$  $P_{\text{opt}} = 40\text{ mW}, \Delta T = 20\text{ K}$  $P_{\text{opt}} = 40\text{ mW}, \Delta T = |T_{\text{case}} - T_{\text{LD}}|$ 

### Thermistor (Standard NTC Type)

Parameter	Symbol	Unit	min	typ	max
Resistance	R	$\text{k}\Omega$		10	
Beta Coefficient	$\beta$			3892	
Steinhart & Hart Coefficient A	A			$1.1293 \times 10^{-3}$	
Steinhart & Hart Coefficient B	B			$2.3410 \times 10^{-4}$	
Steinhart & Hart Coefficient C	C			$8.7755 \times 10^{-8}$	

### Measurement Conditions / Comments

 $T_{\text{LD}} = 25^\circ\text{ C}$  $R_1 / R_2 = e^{\beta(1/T_1 - 1/T_2)}$  $1/T = A + B(\ln R) + C(\ln R)^3$ 

T: temperature in Kelvin

R: resistance at T in Ohm

# EYP-DFB-1064-00500-1500-BFY02-0010

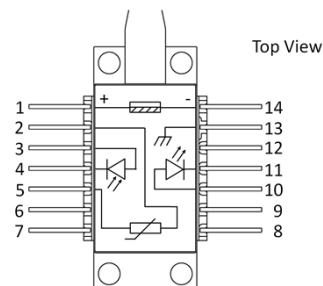
Revision 1.04

2020-10-05

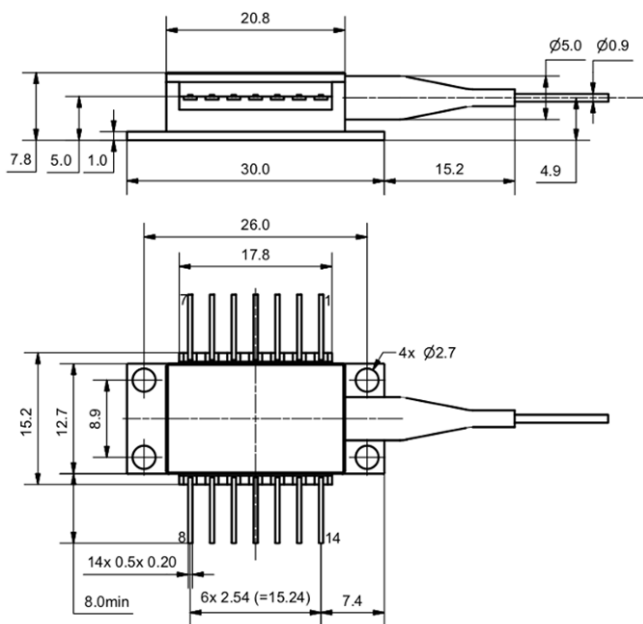
## SINGLE FREQUENCY LASER DIODES Distributed Feedback Laser

### Pin Assignment

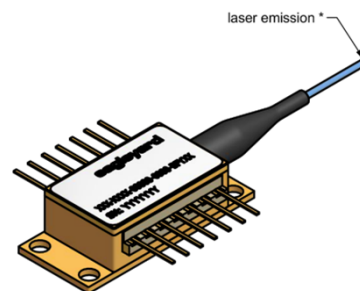
1	Thermoelectric Cooler (+)	14	Thermoelectric Cooler (-)
2	Thermistor	13	Case
3	Photodiode (Anode)	12	not connected
4	Photodiode (Cathode)	11	Laser Diode (Cathode)
5	Thermistor	10	Laser Diode (Anode)
6	not connected	9	not connected
7	not connected	8	not connected



### Package Drawings



AIZ-16-0222-1415



Caution. Excessive mechanical stress on the package can lead to a damage of the laser.

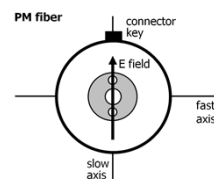
See [instruction manual](#) on [www.eagleyard.com](http://www.eagleyard.com)

### Fiber and Connector Type

PM Fiber 900 / 125 / 5.5  $\mu\text{m}$ , UV/Polyester-elastomer Coating ( $l = 1 \pm 0.1 \text{ m}$ )

Connector FC/APC (narrow key / 2mm)

### Measurement Conditions / Comments



# EYP-DFB-1064-00500-1500-BFY02-0010

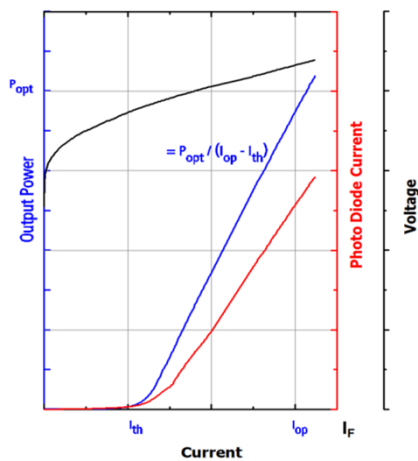
Revision 1.04

2020-10-05

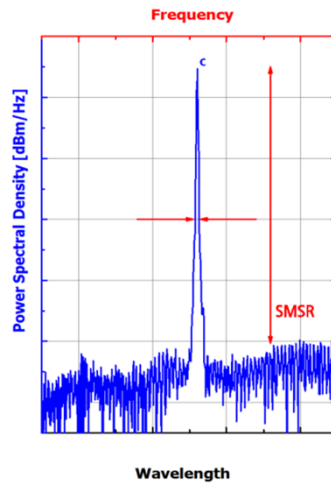
## SINGLE FREQUENCY LASER DIODES Distributed Feedback Laser

### Typical Measurement Results

Output Power vs. Current



Spectra at Specified Optical Output Power



Performance figures, data and any illustrative material provided in this specification are typical and must be specifically confirmed in writing by eagleyard Photonics before they become applicable to any particular order or contract. In accordance with the eagleyard Photonics policy of continuous improvement specifications may change without notice.

### Unpacking, Installation and Laser Safety

Unpacking the laser diodes should only be done at electrostatic safe workstations (EPA). Though protection against electro static discharge (ESD) is implemented in the laser package, charges may occur at surfaces. Please store this product in its original package at a dry, clean place until final use. During device installation, ESD protection has to be maintained.

The DFB laser is sensitive against optical feedback, so an optical isolator may be required in order to avoid any disturbance of the emission spectrum. Operating at moderate temperatures on proper heat sinks will contribute to a long lifetime of the diode.

Avoid direct and/or indirect exposure to the free running beam. Collimating and focussing the free running beam with optics as common in optical instruments will increase threat to the human eye.

Performance figures, data and any illustrative material provided in this specification are typical and must be specifically confirmed in writing by eagleyard Photonics before they become applicable to any particular order or contract. In accordance with the eagleyard Photonics policy of continuous improvement specifications may change without notice.

