


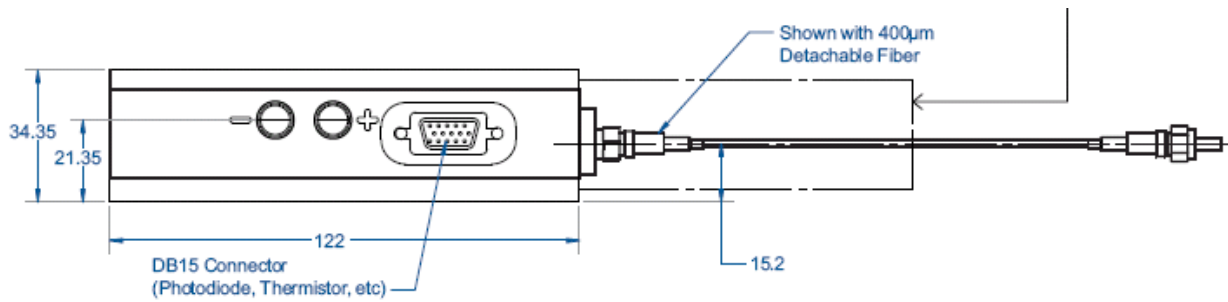
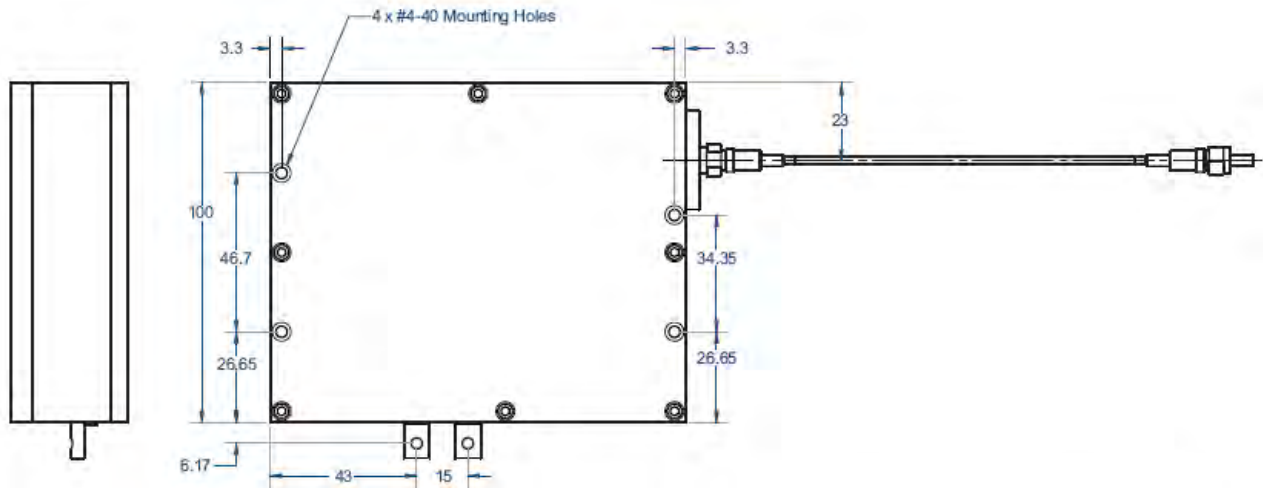
Item Number: 6214-M002

Item Description: 1470nm, 45W, 400um fiber-coupled module with *Medica* features

Parameter	Units	Minimum	Typical	Maximum
<b>Optical</b>				
CW Output Power from Fiber	W	45		
Center Wavelength	nm	1460	1470	1480
Spectral Width (FWHM)	nm			15
Fiber Core Diameter	µm		400	
Fiber NA	-		0.22	
Temperature tuning coefficient	nm/°C		0.45	
<b>Electrical (FCA)</b>				
Operating Current (I <sub>OP</sub> )	A		48	55
Operating Voltage (V <sub>OP</sub> )	V		3.8	4.0
E-O conversion efficiency	%	22	25	
<b>Thermal</b>				
Operating Temperature	°C	20	25	30
Storage Temperature	°C	-20		70
<b>Mechanical</b>				
Module dimensions	mm		122 x 100 x 34.4	
Fiber length	m		2	
Fiber Input connector	-		HP-SMA 905	
<b>Thermistor</b>				
Type	-		NTC	
Resistance at 25°C	KΩ		10	
<b>Aiming Beam</b>				
Wavelength	nm			635 +/- 10
Optical power	mW			>=1.0
<b>Monitoring Photo Diode</b>				
Output signal at full power	µA	50		250
<b>Fiber detection sensor</b>				
Type of fiber sensor	Opto-electrical fiber sensor			
Testing method	Check the voltage signal across pion#1and #9 at DB-15 connector.			
Signal	≤0.5V with fiber, ≥4.5V w/o fiber			
<b>Blast shield</b>				
Maintenance	Field replaceable			
<b>Control signal</b>				
Interfacing	DB-15 connector at module back wall			

Notes

1. Specified performance to be tested at 25C module base temperature
2. Non-condensing operating environment required



Pin number	Assignment
1	Thermistor
2	Thermistor
3	Fiber sensor output signal "+"
4	+5V DC to fiber sensor
5	Monitor Photodiode +
6	Monitor Photodiode -
7	Not used
8	Not used
9	Not used
10	Not used
11	Not used
12	Not used
13	Not used
14	+5V DC to Aiming Beam
15	Common Ground (F/S & A/B)

