



PL 83/85/98 Series Near IR Laser Diode Modules

PD-LD Inc. offers a variety of packaging options for its' Near Infra Red Series of laser diodes. These units are available in ready-to-use, fiber-coupled packages, including FC, ST, and SC receptacles, as well as fiber-pigtailed units.

The laser diodes offered by PD-LD are of proven design and manufacture; the standard wavelengths are centered at 830nm, 850nm and 980nm. Fiber-coupled CW (continuous-wavelength) output powers range from 0.1 - 10 mW, depending on the fiber type and desired performance level. Devices may be optimized for coupling to sensor or telecommunication size optical fiber, from 5um to 200um core.



Fiber Size and Coupling Efficiency

- 5/125um 8~15%
- 9/125um 15~20%
- 50/125um 25~30%
- 62.5/125um 30~40%
- 100/140um 40~50%

Applications

- Fiber optic communications
- Optical Sensing
- Process Control
- Test and Measurement Equipment
- Optical Alignment Systems
- Medical Apparatus
- Imaging and Scanning

PD-LD Part No. ¹	Wavelength (nm) Min. Typ. Max.	Min. Fiber Coupled Power (mW)	Pin-out	Threshold Current (mA) Typ. Max.	Operating Current (mA) Typ. Max.	PD Current (mA) Min. Typ.
Continuous Wavelength Lasers @ 25C 5.6mm Diameter To can						
PL83H020ST73-S-0	820 830 840	20mW 62.5um MMF	P	20 35	75 100	0.1 0.25
PL85B0023FCA-0-0-01	830 850 870	2mW 62.5/125um MMF	P	5 20	30 45	0.2 0.6
PL85E0037FCA-0-0-01	845 855 865	3mW 5/125um SMF	P	30 50	75 110	0.05 0.4
PL90A0028STA-0-0-01	890 905 920	2mW 7/125um SMF	P	15 25	40 60	0.1 0.4
PL98A0048FAA-0-0-01	960 980 995	4 mW 7/125 SMF	N	12 20	44 70	0.05 0.1

¹Examples only; most device/packaging combinations available.

Changes to specifications may be made without notice.

03-11 NIRSeries .Rev A

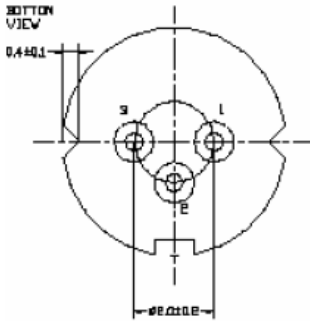


PL 83/85/98 Series Near IR Laser Diode Modules

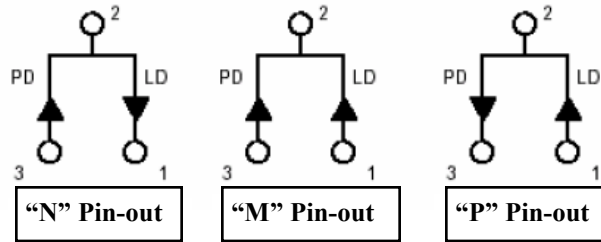
Packaging Options: Optional board- or panel -mount flanges are available for pigtailed devices; contact PD-LD Sales. Also, PD-LD Inc. will package non-standard lasers or parts specified by a customer using standard or custom receptacle or pigtailling techniques. Both receptacle and pigtail packages are made using an active micro-positioning system and proven packaging techniques. Reliable and efficient devices are produced.

In many cases several different pin-out options are available for similar wavelength lasers.

Bottom View



“N” Pin-out	Laser Diode Anode + Photodiode Cathode
“M” Pin-out	Laser Diode Cathode + Photodiode Cathode
“P” Pin-out	Laser Diode Cathode + Photodiode Anode



¹Examples only; most device/packaging combinations available.

Changes to specifications may be made without notice.

03-11 NIRSeries .Rev A



PL 83/85/98 Series Near IR Laser Diode Modules

Near IR Laser Diodes Available from Stock				
PD-LD Laser Code	Nominal Wavelength (nm)	TO Package Size	Laser Pin- ning	Maximum Total Power (mW)*
83C	830 +/- 10nm	5.6mm	N	50
83H	830+/-10nm	5.6mm	P	50
85A*	850+/-5nm	5.6mm	Internal Driver	5
85B	850-/+20nm	5.6mm	P	5.0
85C	850-/+20nm	5.6mm	M	5.0
85D	850-/+20nm	5.6mm	N	5.0
85E	855+/-10nm	5.6mm	P	40.0
90A	905+/-15nm	5.6mm	N	10.0
98E	975-/+15nm	5.6mm	N	25.0
98G	975-/+15nm	5.6mm	N	350.0

¹Examples only; most device/packaging combinations available.

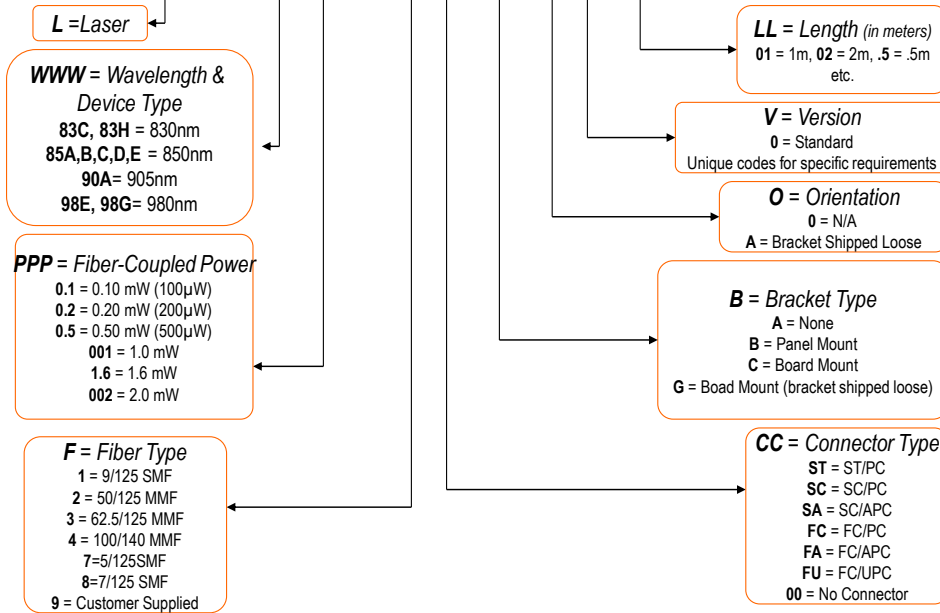
Changes to specifications may be made without notice. 03-11 NIRSeries .Rev A



PL 83/85/98 Series Near IR Laser Diode Modules

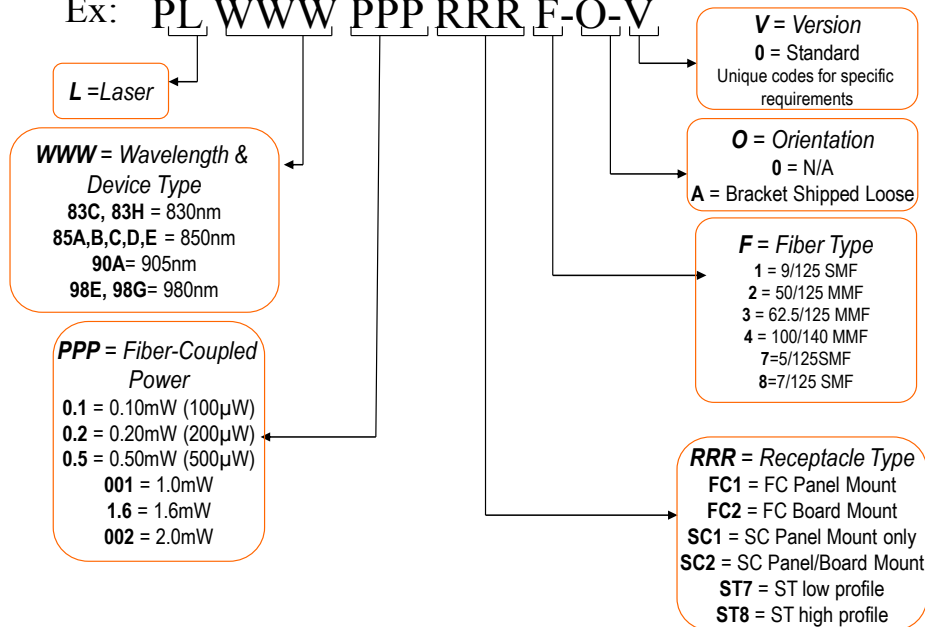
Data Legend: Pigtailed NIR Lasers

PL WWW PPP F CC B-O-V-LL



Data Legend: Receptacle NIR Laser Diodes

Ex: PL WWW PPP RRR F-O-V



¹Examples only; most device/packaging combinations available.

Changes to specifications may be made without notice.