

Features:

- output power up to 5.0 mW ex SM fiber, 15 mW in free space
- flat spectrum with small residual Fabry-Perot modulation depth
- typical -20-dB secondary coherence subpeaks

Packages:

- fiber coupled — DIL, Butterfly
- free space — TOW 1, TOW 2

Applications:

- atomic force microscopy
- optical sensors
- optical coherence tomography
- optical measurements
- others

Specifications

(Nominal Emitter Stabilization Temperature +25 °C)

Parameter	Min	Typ.	Max
Output power ex SM fiber, mW	4.0	5.0	-
Output power ex glass window, mW	12	15	-
Forward current, mA	-	200	220
Forward voltage, V	-	2.6	-
Peak wavelength, nm	-	670	-
Spectrum width, nm	6.0	7.0	-
Residual spectral modulation depth, %	-	2.0	5.0
Secondary coherence subpeaks, dB (10log)	-	-20	-
Slow / fast polarization ratio (PM "polarized" modules), dB	5	10	-
Operating temperature range* (case), °C	-55	-	+75
Cooler current, A	-	-	1.2
Cooler voltage, V	-	-	3.5

* Butterfly packaged SLDs

Additional & customized:

- PD monitors
- FC/APC terminated pigtails
- PM pigtails

The following part numbers should be used for **ordering**:

SLD-26(a)-HP-(c)-(d)-(e),

where: a – 0 (free space) or 1 (fiber pigtailed), c – package type, d – type of fiber — SM (isotropic) or PM (polarization maintaining), e – PD (if a PD monitor is required).

Example: SLD-261-HP-DBUT-SM-PD.

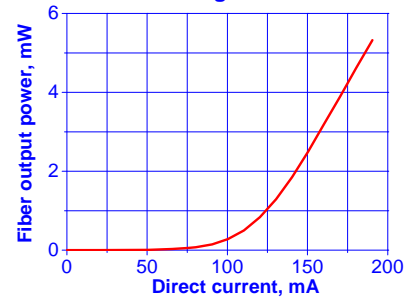
A maximum feedback of 10⁻³ is allowed to run HP series SLDs safely at full power.

Attention: center wavelength is guaranteed with a tolerance of ±10 nm. If the center wavelength is not explicitly specified in the order, an SLD centered at any wavelength within the range of 670±10 nm may be shipped.

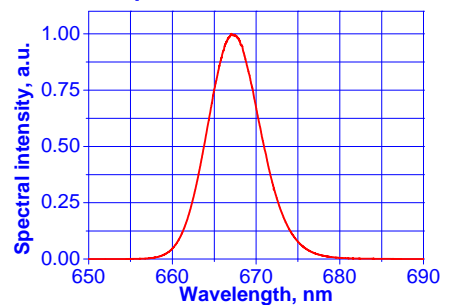
All specifications are subject to change without notice.

PERFORMANCE EXAMPLES

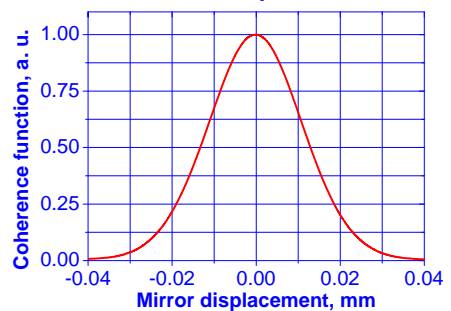
SLD-261-HP. Light-current curve



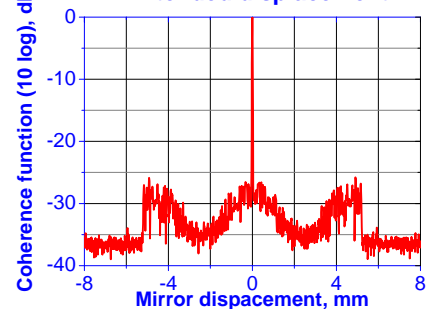
Spectrum at 5mW ex fiber



Short displacement



Extended displacement



Mirror displacement = Optical path difference / 2

