


LU0786M250 786nm Single Mode Laser Module up to 250mW c.w. Operating Power



Description:

The Lumics LU0786M250 laser diode module contains an optimized GaAs substrate based quantum well high power laser diode. It has been designed for customer specific applications and is available with special FBG's and fibers. The extremely stringent reliability requirements are achieved through our patent pending innovative technology. This includes careful design, exactly defined manufacturing and extensive testing. The qualification contains a set of optoelectronic, thermal and mechanical tests. Each laser diode module is individually serialized for traceability and is shipped with a specified set of test data.

Features & Functions:

- Wavelength 786nm
- Up to 250mW c.w. operating power
- Up to 300mW peak power
- Rise time < 2nsec
- internal TEC temperature stabilisation

Options:

- FBG-options
- PM-fiber option

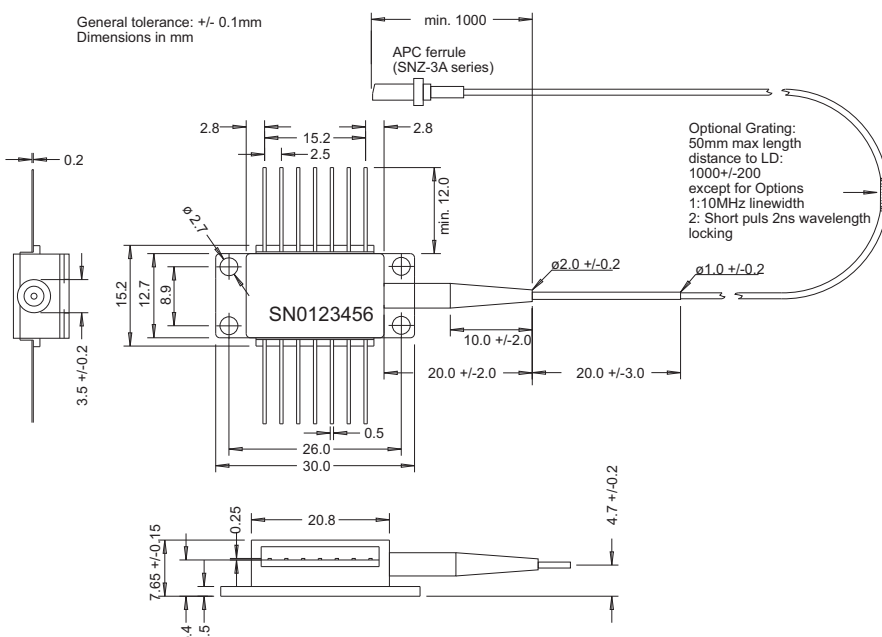
Benefits:

- All laser welded
- Field proven reliability
- Hermetic sealing
- Telcordia compliant package
- RoHS compliant

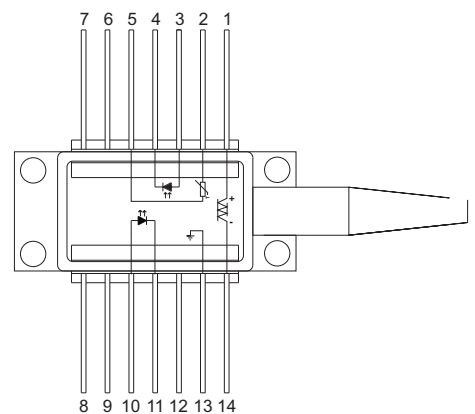
Applications:

- Analytical instruments
- Sensor applications
- Pumping
- Printing

Module Drawing (dimensions in mm)



Pin Connections



Pin	Function	Pin	Function
1	Cooler (+)	8	nc
2	Thermistor	9	nc
3	PD Anode (+)	10	LD Anode (+)
4	PD Cathode (-)	11	LD Cathode (-)
5	Thermistor	12	nc
6	nc	13	Case ground
7	nc	14	Cooler (-)

We manufacture diode lasers.

Typical Electrical and Optical Characteristics (at 25°C (T_{chip} and T_{case}) and Begin of Life (BOL)):

Parameter	Conditions	Symbol	Min	Typ	Max	Unit
Operating power	c.w.	P _{op}		250		mW
Operating current	c.w.	I _{op}		390	450	mA
Pulsed operating peak power	< 500ns / duty cycle <5%	P _{op}		550		mW
Pulsed operating peak current	< 500ns / duty cycle <5%	I _{op}			750	mA
Rise and fall time			1		2	nsec
Threshold current		I _{th}		90	120	mA
Forward voltage	at I _{op}	V _{op}		1.95	2.05	V
Peak wavelength λ _{peak}	at P _{op}	λ	781	786	791	nm
Spectral width (FWHM)	at P _{op} , with FBG	Δλ	0.05	0.2	1	nm
Optical power stability	at I _{op} , t = 60 sec	P _{op} / t			0.5	%
Polarization extinction ratio	PM fiber version		6	14		dB
Spectral shift with temp.	FBG Temp.	Δ / T			0.012	nm/ °C
Spectral shift with current no FBG	(c.w.)			5		nm/A
Spectral shift with current no FBG	(100ns / duty cycle 1%)			1		nm/A
Side mode suppression	at P _{op} , with FBG			20		dB
Monitor responsivity		R	1	5	20	μA / mW
Monitor dark current				5	40	nA
TEC current	chip 25°C, case 70°C	I _{TEC}		1.1		A
TEC voltage	chip 25°C, case 70°C	V _{TEC}		1.9		V
Thermistor resistance	T=25°C	R _{th}	9.5	10	10.5	kOhm
Thermistor B constant		B	3850	3950	4050	K
Steinhart-Hart-Equation coefficients	C ₁ = 1.1292E-03 / C ₂ = 2.3411E-04 / C ₃ = 8.7755E-08					
Large signal modulation bandwidth				200		MHz

Fiber Specifications

Fiber type: single mode HI780 fiber (PM780 on request)

Note:

- 1) Ensure sufficient protection against high energy back reflection pulses from solid state lasers. High energy back reflection damages the diode (for example stimulated Brillouin scattering). Typical damage threshold for 8ns puls @200KHz is 0.05μJ (this level is not covered under warranty).

Absolute Maximum Ratings

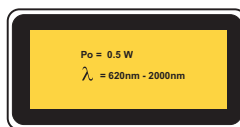
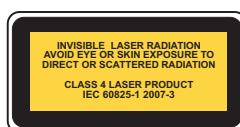
Parameter	Symbol	Min	Max	Unit
Storage temp.	T _{max}	-40	85	°C
Operating case temp.	T _{op, case}	-20	70	°C
Operating chip temp.	T _{op, chip}	20	40	°C
Soldering temp. (max. 10sec)		260		°C
LD forward current (c.w.)	I _{op max}		600	mA
LD forward current (Pulse 500ns 5% D.C.)			700	mA
LD reverse voltage	V _{R, max}		2	V
Monitor forward current	I _{F, PD}		5	mA
Monitor reverse voltage	V _{R, PD}		20	V
TEC current	I _{TEC}		2.5	A
TEC voltage	V _{TEC}		3.2	V
ESD damage (1)			500	V
Fiber pigtail bend radius			25	mm
Maximum transient (<3μs) forward current			0.7	A

(1) A standard human body model (1.5kOhm, 1000pF) is used for ESD thresholds

Note:

Absolute maximum rating for the laser diode operating current in cw mode may be applied for short period of time only (<10s). Exposure to maximum ratings for extended period of time or exposure above one or more max ratings may cause damage or affect the reliability of the device.

User Safety



We manufacture diode lasers.