



## FGPM-G-20

### Key Features:

Mini Size  
 High Reliability  
 High Stability  
 High Polarization Extinction Ratio

### Applications:

Laser Alignment  
 Raman Spectrometer  
 Biomedical Instrumentation  
 Digital Printing

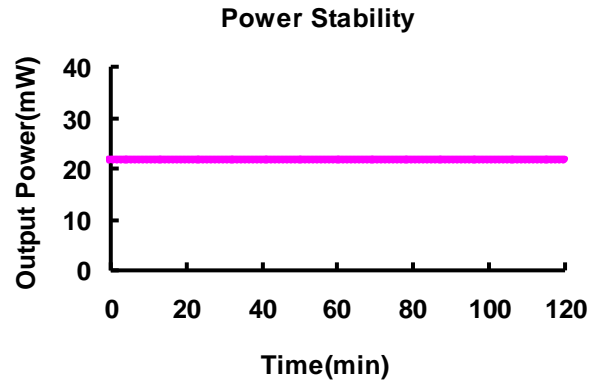
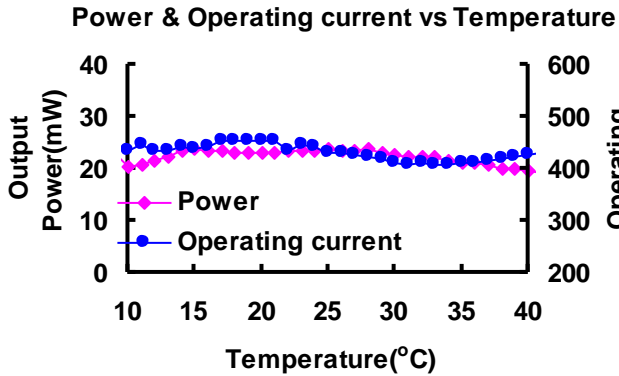
Model Number		FGPM-G-20			
Optical Parameters		Specs			Conditions
		Min	Typ	Max	
Wavelength		531nm	532nm	533nm	
Output Power		18mW	20mW <sup>①</sup>	25mW	At 25 °C
Power Stability	2hours @ Constant Temp	+/-0.5%	+/-1%	+/-5%	
	Over Operating Temp Range	+/-10%	+/-20%	+/-25%	
Operating Temperature (Case)		20~+30 °C	10~+40 °C	-	APC
M-Square		-	-	1.1	
Residual IR		-	-	0.5%	
Polarization Extinction Ratio		15dB	20dB	-	At 25 °C
Fiber Coupling Efficiency		60%	70%	-	
Electrical Parameters					
LD Working Current		-	450mA <sup>②</sup>	700mA	
LD Working Voltage		1.6V	1.9V	2.2V	
Monitor Current		50uA	-	700uA	
Fiber Parameters					
Fiber Type		-	3.5/125μm PM Fiber	-	
Fiber Numerical Aperture		-	0.13	-	
Mechanical Parameters					
Laser Head Dimensions	Length	-	46mm	-	
	Diameter	-	15 mm	-	
Reliability					
Operating Humidity		-	5%~85% R.H.	-	
Storage Temperature		-	-20 to +60 °C	-	
Shock		150m/s <sup>2</sup> , 6ms, semisinusoidal, 4000 shocks, z-axis 75m/s <sup>2</sup> , 6ms, semisinusoidal, 1000 shocks, x,y-axis			
Vibration		Amplitude = ±0.75mm, 10 Hz to 57 Hz sinusoidal, 20 cycles per axis Acceleration 1g, 57 to 500 Hz sinusoidal, Sweep Rate 1 Oct/min			
Expected Lifetime (MTTF)		5000hrs	-	-	Room temperature

Note: <sup>①</sup>15~20mW is optional

<sup>②</sup> 20mW at 25 °C

Add: 2F, Building 65, 421 Hong Cao Road, Shanghai 200233, China  
 Tel: +86-21-64853978 Fax: +86-21-64850389 Email: laser@phototech.com  
 Website: www.phototech.com

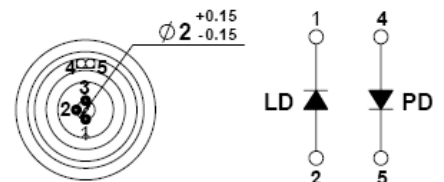
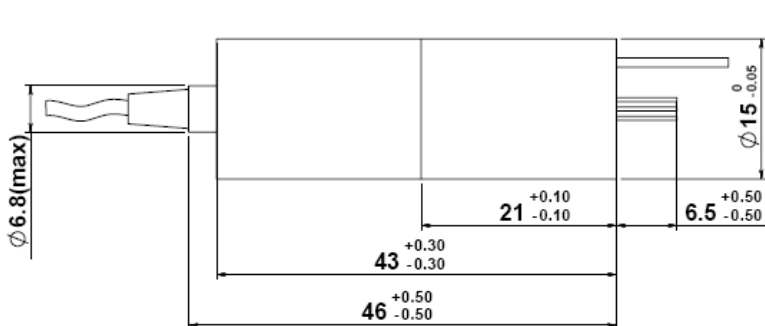
## Typical Output Performance



## FGPM-G-20-LL-JJ-TT

<b>G:</b> Operating Temperature Grade	B=10~40℃
	C=20~30℃
<b>LL:</b> Fiber Length	05=0.5M
	10=1M
	00= To be Customized
<b>JJ:</b> Fiber Jacket (diameter)	01= 900μm buffer
	02=2.8mm PVC Jacket
	00= To be Customized
<b>TT:</b> Fiber Termination	01=No Connector
	02= FC/APC Connector
	03= FC/PC Connector
	00= To be Customized

## Dimensions and Pin Configuration (Unit: mm)



**PIN Configuration:** 1. LD- 2. LD+ 3. N/A  
 4. PD+(Green Cable) 5. PD-(White Cable)