

GDL-6005


Key Features:

Mini Size
 Low Cost
 Auto Power Control Function
 High Reliability

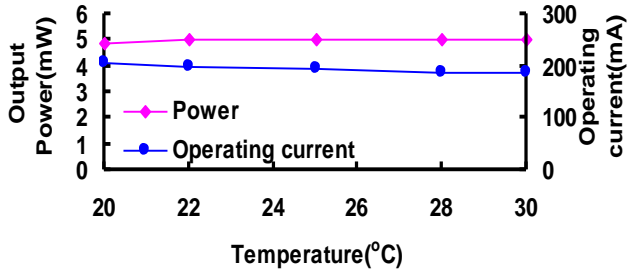
Applications:

Laser Display
 Surveying Equipment
 Laser Alignment & Pointing
 High Reliability

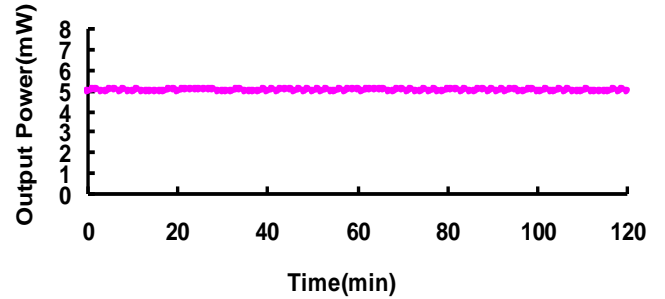
Model Number		GDL-6005			
Optical Parameters		Specs			Conditions
		Min	Typ	Max	
Wavelength		531nm	532nm	533nm	
Output Power		4mW	5mW	6mW	
Power Stability	2hours @ Constant Temp	-	+/-2%	+/-5%	APC
	Over Operating Temp Range	-	+/-10%	+/-20%	
Operating Temperature (Case)		20~+30 °C	-	-	APC
Residual IR		-	-	1%	
Beam Diameter		-	0.1mm	-	At output window
Beam Divergence		-	5mrad	7mrad	Full angle, 1/e ²
Roundness		80%	85%	100%	
M-Square		-	1.1	1.2	
Electrical Parameters					
LD Working Current		-	210mA	300mA	
LD Working Voltage		-	1.9V	2.0V	
Monitor Current		40uA	85uA	140uA	5mW @ 25 °C
GDL Power Consumption		-	0.36W	0.6W	
Mechanical Parameters					
Laser Head Dimensions	Length	-	-	15.5mm	
	Diameter	10.48mm	10.50mm	10.52mm	
Beam Alignment Tolerance	Position(Δr)	-	0.1mm	0.3mm	
	Angle	-	7mrad	15mrad	Optional
Laser Weight		-	3.3g	-	
Reliability					
Operating Humidity		-	5%~85% R.H.	-	
Storage Temperature		-	-40 to +80 °C	-	
Shock		-	1500g, 0.5ms, 6 shocks	-	3 axes, 2 shocks/axis
Vibration		-	20~2000Hz, 0.02g ² /Hz	-	3 axes, 1hr/axis
Expected Lifetime (MTTF)		5000hrs	-	-	Room temperature

Typical Output Performance

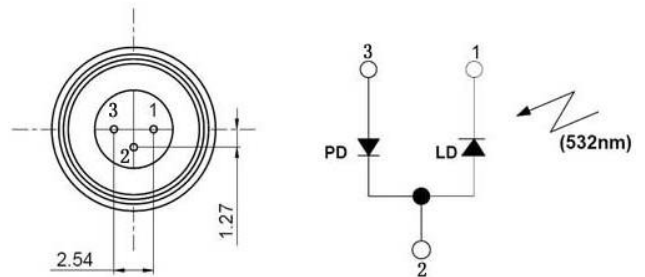
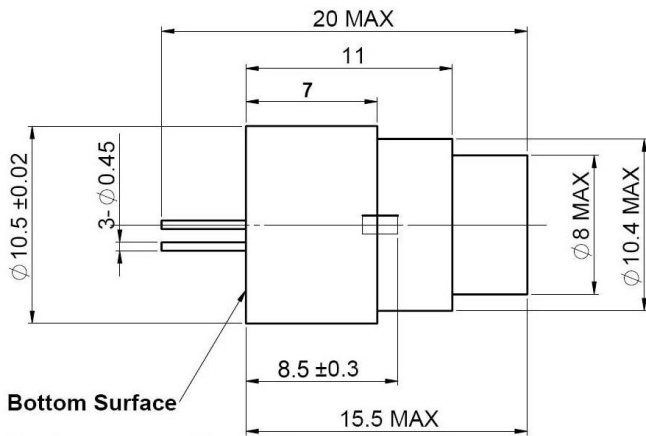
Power & Operating current vs Temperature



Power Stability



Dimensions and Pin Configuration (Unit: mm)



Pin Configuration : 1. LD Cathode 2. COM* 3. PD Anode
Note: * LD Anode and PD Cathode